



ภาคผนวก จ

เอกสารสอบเทียบเครื่องมือวิเคราะห์

ตารางสรุปรายการเอกสารการสอบเทียบความถูกต้องของเครื่องมือเก็บตัวอย่าง
และเครื่องมือตรวจวัดคุณภาพสิ่งแวดล้อม

รายการตรวจวัด	เครื่องมือเก็บตัวอย่าง	เครื่องมือตรวจวิเคราะห์
	ชื่อเครื่องมือ	ชื่อเครื่องมือ
1. คุณภาพอากาศในบรรยากาศ		
TSP	High Volume Air Sampler No. B02, B13, B22, B25	Digital Balance
PM ₁₀	High Volume PM ₁₀ Air Sampler No. B11, B14, B15, B32	Digital Balance
2. ระดับเสียง		
ระดับเสียงในบรรยากาศ L _{eq} 1 hr, L _{eq} 24 hr, L _{max} และ L ₉₀	Acoustic Calibrator	-
ระดับเสียงจากเครื่องจักร/เครื่องมือ L _{eq} 15 min และ L _{max}	Acoustic Calibrator Sound Level Meter ACO No. B13	-
3. คุณภาพน้ำ		
Temperature	-	Thermometer
Color	-	Spectrophotometer
pH	-	pH Meter
Total Suspended Solids	-	Digital Balance
Total Dissolved Solids	-	Digital Balance
Grease & Oil	-	Digital Balance
BOD ₅	-	BOD Analyzer
COD	-	COD Reactor
Nitrate-Nitrogen	-	Spectrophotometer
Phenols	-	Spectrophotometer
Formaldehyde	-	Spectrophotometer
Cyanide as Hydrogen Cyanide	-	Spectrophotometer
Arsenic	-	AAS
Selenium	-	AAS
Barium	-	ICP
Cadmium	-	ICP AAS
Copper	-	ICP AAS
Total Iron	-	ICP
Manganese	-	ICP AAS
Zinc	-	ICP AAS

ตารางสรุปรายการเอกสารการสอบเทียบความถูกต้องของเครื่องมือเก็บตัวอย่าง
และเครื่องมือตรวจวัดคุณภาพสิ่งแวดล้อม (ต่อ)

รายการตรวจวัด	เครื่องมือเก็บตัวอย่าง	เครื่องมือตรวจวิเคราะห์
	ชื่อเครื่องมือ	ชื่อเครื่องมือ
3. คุณภาพน้ำ (ต่อ) Nickel	-	ICP
		AAS
Lead	-	ICP
		AAS
Mercury	-	AAS
Silver	-	ICP
Hexavalent Chromium	-	Spectrophotometer
Total Coliform Bacteria	-	Incubator
Fecal Coliform Bacteria	-	Water Bath
Total Organochlorine Pesticides	-	GC/MS



TECHNOLOGY PROMOTION ASSOCIATION (THAILAND-JAPAN)
CORPORATE SERVICES 3 : EQUIPMENT CALIBRATION AND TESTING SERVICES

534/4 PATTANAKARN ROAD SOI 18, SUANLUANG, SUANLUANG BANGKOK 10250

TEL. 0-2717-3000 FAX. 0-2719-9484

Cert.No.: 22TW248

Page.: 1 of 2

Certificate of Testing

Equipment :	DO Meter
Manufacturer :	Eco Sense
Model :	DO 200A
Serial No. :	JC 06721
ID No. :	[REDACTED]
Received Date :	31 October 2022
Test Date :	02 November 2022
Reference :	2210-0981WN-1
Submitted by :	S.P.S. Consulting Service Co.,Ltd. 7 Phaholyothin 24, Phaholyothin Road., Jompol, Chatuchak, Bangkok 10900
Laboratory Condition :	Temperature (25 ± 5) °C Humidity (50 ± 20) %
Test Procedure :	In - house method : CP-CH9 by Comparison Technique with Azide Modification Method
Tested by :	Walalak Sirithean
Approved by :	[REDACTED] Approved Signatory

(☒) Malee Butkruea
(☐) Saithip Meangmai
(☐) Warakorn Lerngagtrakul

Issue Date : 7 November 2022

B 0300603

**QUALITY CALIBRATION CO.,LTD.**

235 Petchkasem 63/2 Road, Laksong, Bangkai, Bangkok 10160

Tel (662) 421-5402, (662) 444-0152-3, Fax (662) 809-4584

www.qcalibration.com



CERTIFICATE No : 23T2448

REFERENCE No : 68471-8

PAGE : 1 OF 2

Certificate of Calibration

EQUIPMENT : WATER BATH

MANUFACTURER : MEMMERT

MODEL : WNB29

SERIAL No : L614.0123


ID No : WB 05/58

CONDITION AS RECEIVED : USED ITEM

SUBMITTED BY : S.P.S. CONSULTING SERVICE CO., LTD.
7 SOI PHAHOLYOTHIN 24, PHAHOLYOTHIN RD.,
JOMPOL, CHATUCHAK, BANGKOK 10900

CALIBRATED BY : CHAICHARN CH.

CALIBRATION DATE : 10-Mar-23

APPROVED BY : 
PONGSAK J.

ISSUED DATE : 17-Mar-23

RECEIVED DATE : 10-Mar-23

THIS CERTIFICATE MAY NOT BE REPRODUCED OTHER THAN IN FULL EXCEPT WITH THE PRIOR WRITTEN APPROVAL OF
QUALITY CALIBRATION CO., LTD.



QUALITY CALIBRATION CO.,LTD.

235 Petchkasem 63/2 Road, Laksong, Bangkai, Bangkok 10160

Tel (662) 421-5402, (662) 444-0152-3, Fax (662) 809-4584

www.qcalibration.com

CERTIFICATE No : 23T2448

PAGE : 2 OF 2

Calibration Report

EQUIPMENT : WATER BATH
MANUFACTURER : MEMMERT
ID NUMBER : WB 05/58
RECEIVED DATE : 10-Mar-23
AMBIENT TEMPERATURE : 26 °C ± 1 °C
MODEL : WNB29
SERIAL NUMBER : L614.0123
CALIBRATION DATE : 10-Mar-23
RELATIVE HUMIDITY : 51 %RH ± 10 % RH

CONDITION OF THIS RESULTS OF CALIBRATION

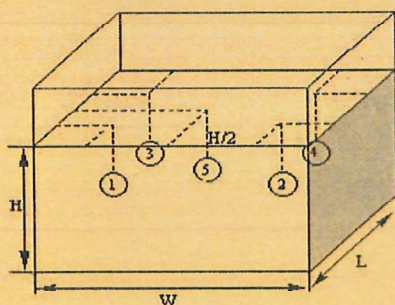
1. THIS INSTRUMENT WAS CALIBRATED ACCORDING TO ASTM E715-80 (REAPPROVED 2001) BY COMPARISON WITH CALIBRATED RTD. THE PROBES WERE PLACED ON FIVE POINTS AND LOCATED ONE PROBE IN EACH OF THE FOUR CORNERS OF THE BATH AND PLACED THE FIFTH RTD WITHIN 2.5 cm. OF THE GEOMETRIC CENTER OF THE WATER VOLUME (REFERENCE LOCATION) UNDER NO LOAD CONDITION.

2. REFERENCE STANDARD INSTRUMENTS :-

INSTRUMENT	MODEL	SERIAL No	CERTIFICATE No	DUE DATE
1) DATA LOGGER WITH RTD	2625A	6603614	22T7514	05-Jul-23

3. THIS RESULT WAS FOUND ACCURATE AS SHOWN ON DATE AND PLACE OF CALIBRATION ONLY.
4. THIS RESULT EXCLUDE LONG TERM STABILITY OF THE UNIT UNDER CALIBRATION.
5. THIS CERTIFICATE IS TRACEABLE TO THE INTERNATIONAL SYSTEM OF UNIT MAINTAINED AT:-
- NATIONAL INSTITUTE OF METROLOGY (THAILAND) THROUGH QUALITY CALIBRATION CO.,LTD.

RESULT OF CALIBRATION :- WITHOUT ADJUSTMENT



PROBE INSTALLATION
POSITION IN THE BATH

GENERAL INFORMATION

Overall Variation of Ambient Temperature around the Bath (°C) : 0.9

Overall Variation of Line Voltage (V) : 0

Instrument Condition : Normal

BATH PERFORMANCE

Controller Temperature (°C)	Temperature Stability (±°C)	Radius Uniformity (°C)	Axial Uniformity (°C)	Overall Variation (°C)
50.4	0.12	0.14	0.15	0.34
60.4	0.18	0.23	0.19	0.50

TEMPERATURE MEASUREMENT ACCURACY TEST

Controller Temp (°C)	Indicating Temp (°C)	Measured Temperature (°C) at Spread Locations					Uncertainty (± °C)
		#1	#2	#3	#4	Ref. 5	
50.4	50.4	49.45	49.42	49.36	49.32	49.42	0.19
60.4	60.4	60.17	60.20	60.06	59.97	60.18	0.25

NOTE 1 : THE UNCERTAINTY OF MEASUREMENT EXCLUDED TEMPERATURE UNIFORMITY OF THE BATH.

NOTE 2 : THIS CALIBRATION WAS CARRIED OUT AT THE CUSTOMER'S PLACE AT LABORATORY AREA.

THE REPORTED UNCERTAINTY OF MEASUREMENT WAS BASED ON A STANDARD UNCERTAINTY MULTIPLIED BY A COVERAGE FACTOR k=2, PROVIDING A LEVEL OF CONFIDENCE APPROXIMATELY 95%.

END OF CALIBRATION REPORT



MIRACLE INTERNATIONAL TECHNOLOGY CO.,LTD

214 Bangwaek Rd. Bangpai Bangkae Bangkok 10160
Tel.: 0-2865-4647-8 Fax: 0-2865-4649 <http://www.mit.in.th>



CALIBRATION CERTIFICATE

Certificate No. : L202207235-001

Date Issued : 03-Aug-22

Customer : S.P.S. CONSULTING SERVICE CO., LTD.
7 Soi Phaholyothin 24 Phaholyothin Road., Jompol, Chatuchak,
Bangkok 10900

Equipment : Block Digestion (Gerhardt, TR)

Manufacturer : Gerhardt

Model : -

Serial No. : 4061832

ID No./Tag No. : KJ 01/43

Date Received : 02-Aug-22

Date Calibrated : 03-Aug-22

Calibrated by : Mr. Nirot Parnkamnoed

Calibration Method or Calibration Procedure Used

In-house method : CP-49 base on TLAS G-20 by comparing against Standard Thermometer.

This certificate is traceable to national standards, which realize the units of measurement according to the International System of Units (SI).

Result of Calibration

The reported uncertainty of measurement was based on standard uncertainty multiplied by a coverage factor $k = 2$, providing a level confidence approximately 95 percent.

This certificate may not be reproduced other than in full except with the prior written approval of the Miracle International Technology Company Limited.

Approved by: K. Nathang
(Mr. Nathapong Krudaum)



Page 1 of 3

Certificate No. : L202207235-001

Environment : Ambient Temperature : $(25 \pm 2)^{\circ}\text{C}$
Relative Humidity : $(50 \pm 15)\%\text{RH}$

ด้านซ้าย

Calibration Temperature ($^{\circ}\text{C}$)	Setting Temperature ($^{\circ}\text{C}$)	Indicating Temperature ($^{\circ}\text{C}$)	Measured Stability ¹ ($^{\circ}\text{C}$)	Measured Uniformity ² ($^{\circ}\text{C}$)	Overall Variation ³ ($^{\circ}\text{C}$)
380	380	380	1.45	0.57	4.01

Calibration Temperature ($^{\circ}\text{C}$)	Standard Reading ($^{\circ}\text{C}$), Probe No. 9 is Reference Probe					Uncertainty ⁴ ($\pm^{\circ}\text{C}$)
380	No. 1	No. 2	No. 3	No. 4	No. 5	2.2
	377.86	378.11	378.69	378.54	378.72	
	No. 6	No. 7	No. 8	No. 9	No. 10	
	378.09	378.07	377.93	378.17	377.61	

Without adjustment

No. 1	No. 2		
No. 3	No. 4		
No. 5	No. 6		
No. 7	No. 8		
No. 9	No. 10		

Top view position

Condition As-Received : Used Item

The measurement results and statements of conformity with specification only relate to the item calibrated.

Measurement Standards Used & Traceability :

The International System of Units (SI) through

MIT Certificate No. AD2202-055-0002 for Digital Thermometer with Probe (Agilent) Module 2 (172) Type K Serial No. US37011204, Due 11-Aug-22

- Notes :
1. The temperature stability is the one-half of greatest maximum difference of measured temperatures at any one probe.
 2. The temperature uniformity is the maximum difference of measured temperatures between of any probes and the measured temperature at the reference location which are observed at same time.
 3. Overall variation is the difference of maximum and minimum measured temperatures throughout observation time.
 4. The uncertainty of measurement is included temperature stability.

Certificate No. : L202207235-001

Environment : Ambient Temperature : $(25 \pm 2)^{\circ}\text{C}$
Relative Humidity : $(50 \pm 15)\%\text{RH}$

ด้านขวา

Calibration Temperature ($^{\circ}\text{C}$)	Setting Temperature ($^{\circ}\text{C}$)	Indicating Temperature ($^{\circ}\text{C}$)	Measured Stability ¹ ($^{\circ}\text{C}$)	Measured Uniformity ² ($^{\circ}\text{C}$)	Overall Variation ³ ($^{\circ}\text{C}$)
380	380	380	1.45	0.94	4.40

Calibration Temperature ($^{\circ}\text{C}$)	Standard Reading ($^{\circ}\text{C}$), Probe No. 9 is Reference Probe					Uncertainty ⁴ ($\pm^{\circ}\text{C}$)
380	No. 1	No. 2	No. 3	No. 4	No. 5	2.2
	378.91	379.16	378.76	378.60	378.78	
	No. 6	No. 7	No. 8	No. 9	No. 10	
	378.15	378.13	378.00	378.23	377.67	

Without adjustment

		No. 1	No. 2
		No. 3	No. 4
		No. 5	No. 6
		No. 7	No. 8
		No. 9	No. 10

Top view position

Condition As-Received : Used Item

The measurement results and statements of conformity with specification only relate to the item calibrated.

Measurement Standards Used & Traceability :

The International System of Units (SI) through

MIT Certificate No. AD2202-055-0002 for Digital Thermometer with Probe (Agilent) Module 2 (172) Type K Serial No. US37011204, Due 11-Aug-22

- Notes :
1. The temperature stability is the one-half of greatest maximum difference of measured temperatures at any one probe.
 2. The temperature uniformity is the maximum difference of measured temperatures between of any probes and the measured temperature at the reference location which are observed at same time.
 3. Overall variation is the difference of maximum and minimum measured temperatures throughout observation time.
 4. The uncertainty of measurement is included temperature stability.

End of Certificate

Page 3 of 3

**QUALITY CALIBRATION CO.,LTD.**

235 Petchkasem 63/2 Road, Laksong, Bangkae, Bangkok 10160
Tel (662) 421-5402, (662) 444-0152-3, Fax (662) 809-4584



CERTIFICATE No : 22E9693
REFERENCE No : 66476-1

PAGE : 1 OF 3

Certificate of Calibration

EQUIPMENT : pH METER
MANUFACTURER : HANNA
MODEL : HI 3512
SERIAL No : TH118035
ID No : pH 04/56
CONDITION AS RECEIVED : USED ITEM
SUBMITTED BY : S.P.S. CONSULTING SERVICE CO., LTD.
7 SOI PHAHOLYOTHIN 24, PHAHOLYOTHIN RD.,
JOMPOL, CHATUCHAK, BANGKOK 10900

CALIBRATED BY : ATSAWIN Y.

CALIBRATION DATE : 15-Sep-22

APPROVED BY : 
PONGSAK J.

ISSUED DATE : 15-Sep-22

RECEIVED DATE : 14-Sep-22

THIS CERTIFICATE MAY NOT BE REPRODUCED OTHER THAN IN FULL EXCEPT WITH THE PRIOR WRITTEN APPROVAL OF
QUALITY CALIBRATION CO., LTD.



QUALITY CALIBRATION CO.,LTD.

235 Petchkasem 63/2 Road, Laksong, Bangkac, Bangkok 10160

Tel (662) 421-5402, (662) 444-0152-3, Fax (662) 809-4584

CERTIFICATE No : 22E9693

PAGE : 2 OF 3

Calibration Report

EQUIPMENT : pH METER
MANUFACTURER : HANNA
ID No : pH 04/56
RECEIVED DATE : 14-Sep-22
AMBIENT TEMPERATURE : 20 °C ± 1 °C
MODEL : HI 3512
SERIAL NUMBER : TH118035
CALIBRATION DATE : 15-Sep-22
RELATIVE HUMIDITY : 50 % RH ± 10% RH

CONDITION OF THIS RESULTS OF CALIBRATION

1. THIS INSTRUMENT WAS CALIBRATED BY DIRECT MEASUREMENT METHOD BASED ON WI-TQ-062 AND WI-TQ-063. THE DISPLAY UNIT WAS TESTED BY GENERATING STANDARD VOLTAGE TO THE UNIT AND READ THE VALUE COMPARED WITH CALCULATED VALUE. THE DISPLAY AND ELECTROD WAS CALIBRATED BY USING STANDARD pH BUFFER
2. REFERENCE STANDARD INSTRUMENTS :-

<u>INSTRUMENT</u>	<u>MODEL</u>	<u>SERIAL No/</u> <u>LOT No</u>	<u>CERTIFICATE No</u>	<u>DUE DATE</u>
1) pH STANDARD SOLUTION	00651-06	CC719181	4880-12119147	05-Apr-23
2) pH STANDARD SOLUTION	00651-08	CC718727	4881-12110709	31-Mar-23
3) pH STANDARD SOLUTION	00651-10	CC717045	4882-12065386	17-Mar-23
4) PROCESS CALIBRATOR	CA150	91S6079	22E1145	31-Mar-23
5) BATH	260014	1247 48074	22T9870	13-Sep-23
6) THERMOMETER WITH PROBE	421504	55000379	22T9904	13-Sep-23

3. THIS RESULT WAS FOUND ACCURATE AS SHOWN ON DATE AND PLACE OF CALIBRATION ONLY.

4. THIS RESULT EXCLUDE LONG TERM STABILITY OF THE UNIT UNDER CALIBRATION.

5. THIS CERTIFICATE IS TRACEABLE TO SI UNIT MAINTAINED AT :-

- NATIONAL INSTITUTE OF STANDARD AND TECHNOLOGY, USA.
- NATIONAL INSTITUTE OF METROLOGY (THAILAND)

RESULT OF CALIBRATION : ADJUSTMENT

1. DISPLAY UNIT ONLY

SLOPE FACTOR $k = 2.303 \text{ RT/F} = 59 \text{ mV/pH}$

mV APPLIED	UUC READING (mV)	CORRECTION (mV)	UUC READING (pH)	UNCERTAINTY OF MEASUREMENT (± mV)	COVERAGE FACTOR k
414.11	414.8	-0.69	-0.171	0.14	2.0
354.95	355.6	-0.65	0.860	0.14	2.0
295.80	296.4	-0.60	1.892	0.14	2.0
236.64	237.2	-0.56	2.922	0.14	2.0
177.48	178.0	-0.52	3.954	0.14	2.0
118.32	118.8	-0.48	4.985	0.14	2.0
59.16	59.7	-0.54	6.016	0.14	2.0
0.00	0.5	-0.50	7.049	0.14	2.0
-59.16	-58.8	-0.36	8.136	0.14	2.0
-118.32	-117.9	-0.42	9.223	0.14	2.0
-177.48	-177.1	-0.38	10.311	0.14	2.0
-236.64	-236.3	-0.34	11.399	0.14	2.0
-295.80	-295.5	-0.30	12.487	0.14	2.0
-354.95	-354.7	-0.25	13.575	0.14	2.0
-414.11	-413.9	-0.21	14.662	0.14	2.0

END OF CALIBRATION REPORT PAGE 2 OF 3

**QUALITY CALIBRATION CO.,LTD.**

235 Petchkasem 63/2 Road, Laksong, Bangkac, Bangkok 10160

Tel (662) 421-5402, (662) 444-0152-3, Fax (662) 809-4584

CERTIFICATE No : 22E9693

PAGE : 3 OF 3

Calibration Report**RESULT OF CALIBRATION (CONTINUE) :****2. DISPLAY UNIT WITH pH ELECTRODE S/N: 09081C6M**

STANDARD pH BUFFER SOLUTION (pH)	UUC READING (pH)	CORRECTION (pH)	VALUE BEFORE ADJUSTMENT	UNCERTAINTY OF MEASUREMENT (\pm pH)	COVERAGE FACTOR k
4.007	4.007	0.000	3.996	0.012	2.0
7.004	7.006	-0.002	6.944	0.012	2.0
10.016	10.012	0.004	10.194	0.014	2.0

3. DISPLAY UNIT WITH TEMPERATURE

STANDARD READING ($^{\circ}$ C)	UUC READING ($^{\circ}$ C)	CORRECTION ($^{\circ}$ C)	VALUE BEFORE ADJUSTMENT	UNCERTAINTY OF MEASUREMENT (\pm $^{\circ}$ C)	COVERAGE FACTOR k
25.003	25.0	0.003	---	0.0085	2.0

4. PERCENT SLOPE 100%

UUC : UNIT UNDER CALIBRATION

THE REPORTED UNCERTAINTY OF MEASUREMENT WAS BASED ON A STANDARD UNCERTAINTY MULTIPLIED BY A COVERAGE FACTOR k, PROVIDING A LEVEL OF CONFIDENCE APPROXIMATELY 95%.


END OF CALIBRATION REPORT



CLC
Accredited
ISO/IEC 17025

CALIBRATION LABORATORY CO., LTD.

2/10-11, 14, 55 Soi Prasert Manukit 29 Yaek 4, Prasert Manukit Rd., Ladphrao, Bangkok 10230
Tel. 02-578-0353-4 Fax: 02-578-2672 www.cal-laboratory.com E-mail: sale@cal-laboratory.com



CERTIFICATE OF CALIBRATION FOR

NOMENCLATURE : OVEN
MANUFACTURER : BINDER
MODEL / TYPE : FD53
SERIAL NO. : 08-51541[OV 03/51]
CLID. NO. : 332200143
JOB CONTROL NO. : 230125008183

CUSTOMER : S.P.S. CONSULTING SERVICE CO., LTD.
7 SOI PHAHOLYOTHIN 24 ROAD, JOMPOL,
CHATUCHAK, BANGKOK 10900

DATE OF RECEIVED : 25 January 2023

DATE OF ISSUED : 22 February 2023


Report of calibration screening must not be taken in part. Except complete. Without the approval of the Calibration Laboratory Co., Ltd.

Calibrated By :

Wenick Inchaistri
Calibration Engineer

Approved By :

Mongkol Yotsoontorn
Authorized Signatory
22 February 2023



This Calibration Certificate documents the traceability to national standards, which realize the units of measurement according to the International System of Units (SI)

Certificate No. Q23008183
F3-011-04/01-12


page 1 of 4





CALIBRATION LABORATORY CO., LTD.

2/10-11,14,55 Soi Prasert Manukit 29 Yaek 4, Prasert Manukit Rd., Ladphrao, Bangkok 10230
Tel. 02-578-0353-4 Fax: 02-578-2672 www.cal-laboratory.com E-mail:sale@cal-laboratory.com



REPORT OF CALIBRATION

FOR

NOMENCLATURE : OVEN
MANUFACTURER : BINDER
MODEL / TYPE : FD53
SERIAL NO. : 08-51541[OV 03/51]
LOCATION SITE : WET CHEMISTRY LABORATORY III
DATE OF CALIBRATION : 16 February 2023

ENVIRONMENT CONDITIONS :

Temperature : 29 °C to 31 °C

Relative Humidity : 54% to 58 %

PROCEDURE USED :

This instrument was calibrated under procedure No. CLC-CPTH-07 based on TLAS G-20 as calibration guidelines.
The calibration was performed by using Hydra Data Logger which maintained by the Calibration Laboratory Co., Ltd.

REFERENCE STANDARD USED :

Hydra Data Logger, Fluke Model 2620 S/N. 5592550.

TRACEABILITY :

The measurements are traceable to International System of Units (SI), through Calibration Laboratory Co., Ltd.
Certificate No. Q22066550, Due Date 07 July 2023.

UNCERTAINTY :

The reported expanded uncertainty of measurement is stated as the standard uncertainty of measurement multiplied by the coverage factor complies with the table which for a normal distribution corresponds to a coverage probability of approximately 95 %.
It has been evaluated according to the "Evaluation of the Uncertainty of Measurement in Calibration (EA-4/02 M:2022)"

Certificate No. Q23008183

F3-011-04/01-12

page 2 of 4






CLC
Accredited
ISO/IEC 17025

CALIBRATION LABORATORY CO., LTD.

2/10-11, 14, 55 Soi Prasert Manukit 29 Yaek 4, Prasert Manukit Rd., Ladphrao, Bangkok 10230
Tel. 02-578-0353-4 Fax: 02-578-2672 www.cal-laboratory.com E-mail: sale@cal-laboratory.com



CONDITION OF CALIBRATION ITEM : GOOD

MEASUREMENT RESULTS : (X) without adjustment () adjustment

The table in the following gives the calibration results and associated measurement uncertainties of the measuring oven.

CALIBRATION DATA

1. OVEN PERFORMANCE

DUC		Measured Uniformity	Measured Stability	Measured Overall
Setting (°C)	Indicating (°C)	(°C)	(°C)	Variation (°C)
104	104	1.2	0.2	1.7
180	180	2.0	0.3	3.6

Certificate No. Q23008183

F3-011-04/01-12

page 3 of 4



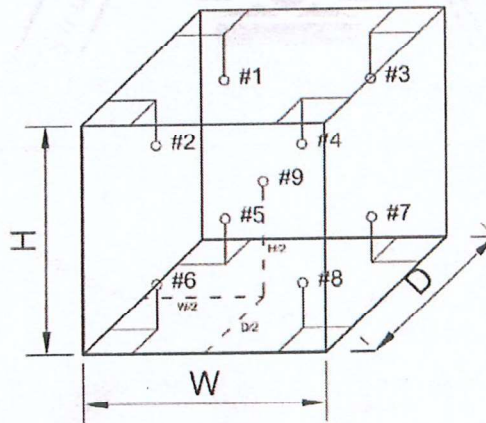
CALIBRATION DATA

2. TEMPERATURE DISTRIBUTION

DUC		Measured Temperature (°C)@Probe No.9 is Ref.									Uncertainty ± (°C)	Coverage factor <i>k</i>
Setting (°C)	Indicating (°C)	1	2	3	4	5	6	7	8	9		
104	104	104.1	105.1	104.5	104.7	104.2	104.8	105.4	105.5	104.4	0.8	2,00
180	180	179.6	182.4	180.3	180.5	180.1	181.4	182.9	182.5	181.5	1.0	2,00

Technical Note : W = 40 cm, D = 34 cm, H = 40 cm.

The Scope of Accredited ANAB Certificate No. ACDM-2814 Version 008 Page 48 of 54



This report is valid for the above stated instrument/s only.

End of Certificate

Certificate No. Q23008183

F3-011-04/01-12

page 4 of 4



Certificate of Calibration

Certificate No. : 66-400065-2

Page : 1 of 2

Submitted by : S. P. S Consulting Service Co.,Ltd.

7 Soi Phaholyothin 24, Phaholyothin Rd., Jompol, Chatuchak, Bangkok 10900

Equipment : Liquid in Glass Thermometer

Manufacturer : SK

Model : N/A

Range : 0 °C to 100 °C

Resolution : 1 °C

Serial No. : N/A

Immersion : Total

ID No. : TM21/59

Environment : Ambient Temperature : (23 ± 2) °C

Relative Humidity : (50 ± 15) %

Line Voltage : (220 ± 22) VAC

Date of Received : 01 February 2023

Date of Calibration : 06 February 2023

Date of Issue : 06 February 2023

Calibrated by : Chortip Samchusri

Calibration Method : This instrument was calibrated by In-house method comparison technique CAL-M4001 based on ASTM E77-07 by compared with PRT in the liquid bath at the constant controlled temperature.

The temperature scale used was based on ITS-90

Reference Standard Instruments : This certification is traceable to the International System of Units


1. Platinum Resistance Thermometer (PRT)

ID No.	Cert. No.	Due Date	Traceability
400001	TT-0016-22	07 Feb 2024	National Institute of Metrology Thailand (NIMT)

2. Standard Digital Thermometer

ID No.	Cert. No.	Due Date	Traceability
400003	21E1850	14 Jun 2023	National Institute of Metrology Thailand (NIMT)
400004	21E1850	14 Jun 2023	National Institute of Metrology Thailand (NIMT)

Approved by :



(Bunjerd Masri)

Supervisor

The Uncertainties are for a confidence probability of approximately 95%

This certificate may not be reproduced other than in full except with the prior written approval of the Calibratech Co.,Ltd.



Certificate of Calibration

Certificate No. : 66-400065-2

Page : 2 of 2

Result of Calibration : Without Adjustment

UUC Condition As-Received : Good

Function : Temperature measurement

Ice point check : UUC* reading 0 °C Standard reading 0.3606 °C

Standard Reading (°C)	UUC Reading (°C)	Correction (°C)	Uncertainty (± °C)
20.3607	20	0.4	0.31

Remark

UUC : Unit Under Calibration

This result of calibration was found accurate as shown on date and place of calibration only.

This reported uncertainty of measurement was based on a standard uncertainty multiplied by a coverage factor $k = 2$, providing a level of confidence of approximately 95%

- o0o -



SITHIPORN ASSOCIATES CO.,LTD. CALIBRATION LABORATORY



451-451/1 Sirinthorn Rd., Bangbunru, Bangplud Bangkok 10700 THAILAND.
Tel.0-2435-8800 Fax.0-2433-1679 e-mail:cal-center@sithiporn.com http://www.sithiporn.com

NSC-TISI-TIS 17025
CALIBRATION 0394

Cert. No. : SP22018

Pages 1 of 3

Calibration Certificate

Equipment : UV-VIS SPECTROPHOTOMETER
Manufacturer : PERKINELMER
Model : LAMBDA 25
Serial No.: 501S14123010
ID No.: SP03/58
Calibration Mode : WAVELENGTH ACCURACY
PHOTOMETRIC ACCURACY

Condition As Found : GOOD

Customer : S.P.S. CONSULTING SERVICE CO., LTD.
7 SOI PHAHOLYOTHIN 24, PHAHOLYOTHIN ROAD,
CHOMPHON, CHATUCHAK,
BANGKOK 10900, THAILAND.

Location : ORGANIC LABORATORY IV

Ambient Temperature : (24.4 ± 5) °C
Relative Humidity : (60.1 ± 25) %

Received Date : 30 AUGUST 2022
Calibration Date : 30 AUGUST 2022
Date of Issue : 31 AUGUST 2022

Calibrated by :

Nathakorn Pisutpaisan

Approved by :


(Thanakul Petchurai)

This certificate is issued in accordance with the requirements of ISO/IEC 17025 standard, may not be reproduced other than in full, except with the prior written approval of the head of Calibration Laboratory.

Continuation of Calibration Certificate

Cert. No. : SP22018

Job No. : VC65SP0008

Pages : 2 of 3

Calibration Method :

This instrument was calibrated by using on-site calibration procedure In-house method : CP-SP-01

The calibration procedure to direct measurement wavelength accuracy by using wavelength standard solution, Photometric accuracy by using absorbance standard filter and absorbance standard solution

The calibration procedure used was based on ASTM E275-01, ASTM E925-02

Condition of this result of calibration :

1. Certified reference materials

Material	Ref. type	Cell serial No.	Cert. No.	Due Date
Holmium liquid	RM-HL	29706	87569	13/10/2022
Didymium liquid	RM-DL	28912	87588	15/10/2022
Neutral density filter	RM-1N2N3N	13877	87600	15/10/2022
Potassium dichromate solutions	RM-0204060810	14204	87614	16/10/2022
Potassium Iodide solution	-	KI-0701-001	CI-0090-22	08/04/2024

2. This result of calibration was found accurate as shown on date and place of calibration only.

3. This certificate is traceable to the international system of unit maintained at :

3.1 The UK National Physical Laboratory (NPL)

3.2 The National Institute of Standards and Technology, NIST.

Result of calibration : Wavelength Accuracy

(Without adjustment)

Material	Certified Values of Reference Material (nm)	UUC* Reading (nm)	Error (nm)	Uncertainty ± (nm)	k Factor
RM-HL	278.13	278.3	0.17	0.16	2.00
	361.25	361.4	0.15	0.16	2.00
	467.82	467.8	-0.02	0.16	2.00
	536.56	536.5	-0.06	0.16	2.00
	640.50	640.5	0.00	0.16	2.00
RM-DL	740.09	740.0	-0.09	0.16	2.00
	864.94	865.2	0.26	0.16	2.00

UUC* = Unit Under Calibration

Continuation of Calibration Certificate

Cert. No. : SP22018

Job No. : VC65SP0008

Pages : 3 of 3

Result of calibration : Photometric Accuracy

(Without adjustment)

Material	Wavelength (nm)	Filter: S/N	Nominal Absorbance (A)	Certified Absorbance (A)	UUC* Reading Absorbance (A)	Error (A)	Uncertainty ± (A)	k Factor
Neutral Density glass filter	440.0	29360	1.0	1.0524	1.0539	0.0015	0.0028	2.00
		29914	0.7	0.7454	0.7459	0.0005	0.0029	2.00
		29381	0.5	0.5426	0.5426	0.0000	0.0028	2.00
	546.1	29360	1.0	0.9822	0.9810	-0.0012	0.0028	2.00
		29914	0.7	0.6962	0.6960	-0.0002	0.0028	2.00
		29381	0.5	0.5076	0.5070	-0.0006	0.0029	2.00
	590.0	29360	1.0	1.0221	1.0202	-0.0019	0.0028	2.00
		29914	0.7	0.7238	0.7230	-0.0008	0.0029	2.00
		29381	0.5	0.5364	0.5360	-0.0004	0.0031	2.00
	635.0	29360	1.0	0.9751	0.9732	-0.0019	0.0028	2.00
		29914	0.7	0.6912	0.6902	-0.0010	0.0029	2.00
		29381	0.5	0.5214	0.5210	-0.0004	0.0032	2.00
Material	Wavelength (nm)	Solution (mg/l)	Certified Absorbance (A)	UUC* Reading Absorbance (A)	Error (A)	Uncertainty ± (A)	k Factor	
RM-0204060810	235.0	20	0.2436	0.2419	-0.0017	0.0101	2.00	
		40	0.4905	0.4855	-0.0050	0.0115	2.00	
		60	0.7453	0.7388	-0.0065	0.0067	2.00	
		80	0.9920	0.9839	-0.0081	0.0071	2.00	
		100	1.2487	1.2414	-0.0073	0.0073	2.00	

UUC* = Unit Under Calibration

Condition of this result of calibration : Spectrophotometer PERKINELMER Model Lambda 25 S/N 501S141230

Resolution of Wavelength Mode 0.1 nm

Resolution of Photometric Mode 0.0001 A

Parameter Setting

Measurement Mode Wavelength, Absorbance

Wavelength Scan 1100 nm-190 nm

Scanning Speed 7.5 nm/min

Data Pitch 0.1 nm

Band width(Wavelength) 1.0 nm

Band width(Vis) 1.0 nm

Band width(Uv) 1.0 nm

Stray Light** UUC* Reading at 220 nm

Transimission T(%) Absorbance(A)

0.0107 3.9886

**Specific Acceptance :

Transmission \leq 1.0 T(%), Absorbance \geq 2.0 A

**Stray light not TISI Accredited

The reported uncertainty is based on a standard uncertainty multiplied by a coverage factor k , providing a level of confidence of approximately 95%

End of Calibration Certificate



MIRACLE INTERNATIONAL TECHNOLOGY CO.,LTD

214 Bangwaek Rd. Bangpai Bangkae Bangkok 10160
Tel.: 0-2865-4647-8 Fax: 0-2865-4649 <http://www.mit.in.th>



CALIBRATION CERTIFICATE

Certificate No. : S2022090647-0003

Date Issued : 03-Oct-22

Customer : S.P.S. CONSULTING SERVICE CO., LTD.
7 Soi Phaholyothin 24 Phaholyothin Road., Jompol, Chatuchak,
Bangkok 10900

Equipment : Incubator

Manufacturer : BINDER

Model : BD 115

Serial No. : 12-16967

ID No./Tag No. : IN 05/56

Date Received : 30-Sep-22

Date Calibrated : 30-Sep-22

Calibrated by : Mr. Surat Aumarb

Calibration Method or Calibration Procedure Used

Standard method : CP-05 TLAS G-20.

This certificate is traceable to national standards, which realize the units of measurement according to the International System of Units (SI).

Result of Calibration

The reported uncertainty of measurement was based on standard uncertainty multiplied by a coverage factor $k = 2$, providing a level confidence approximately 95 percent.

This certificate may not be reproduced other than in full except with the prior written approval of the Miracle International Technology Company Limited.

Approved by:

Sarayuth T.
(Mr. Sarayuth Tochua)



Page 1 of 2

Certificate No. : S2022090647-0003

Environment : Ambient Temperature : Start record 26.5 °C, Stop record 26.6 °C
Relative Humidity : Start record 54.8 %RH, Stop record 54.6 %RH

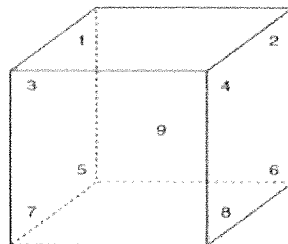
Calibration Temperature (°C)	Setting Temperature (°C)	Indicating Temperature (°C)	Measured Stability ¹ (°C)	Measured Uniformity ² (°C)	Overall Variation ³ (°C)
35	35.0	35.0	0.03	0.07	0.14
41.5	41.5	41.5	0.03	0.08	0.15

Without adjustment

Calibration Temperature (°C)	STD No. 1 (°C)	STD No. 2 (°C)	STD No. 3 (°C)	STD No. 4 (°C)	STD No. 5 (°C)	STD No. 6 (°C)	STD No. 7 (°C)	STD No. 8 (°C)	STD No. 9 (°C)	Uncertainty ⁴ ±°C
35	34.88	34.86	34.89	34.90	34.93	34.92	34.95	34.89	34.93	0.18
41.5	41.40	41.33	41.32	41.41	41.43	41.43	41.38	41.33	41.37	0.18

Note : Probe No. 9 is Reference Probe

Setting Air Fresh No. 0



Condition As-Received : Used Item

The measurement results and statements of conformity with specification only relate to the item calibrated.

Measurement Standards Used & Traceability :

The International System of Units (SI) through

MIT Certificate No. AD2207-125-0001 for Digital Thermometer with Probe (Agilent) Module 1 (73) NTC, Pt1000 Serial No. MY44024042, Due 01-Feb-23

Notes : 1. The temperature stability is the one-half of greatest maximum difference of measured temperatures at any one probe.

2. The temperature uniformity is the maximum difference of measured temperatures between of any probes and the measured temperature at the reference location which are observed at same time.

3. Overall variation is the difference of maximum and minimum measured temperatures throughout observation time.

4. The uncertainty of measurement is included temperature stability.


5. The temperature uniformity, stability, overall variation and indicating temperature is applicable to all air or gas filled temperature controlled enclosures at atmospheric pressure.

End of Certificate

Page 2 of 2

PinAAcle 900T Preventive Maintenance (PM)

Company Name:	SPS CONSULTING SERVICE CO.,LTD.		
Address (Instrument Location):	7 SOI PHAHOLYOTHIN 24, PHAHOLYOTHIN RD. JOMPOL, CHATUCHAK, BANGKOK		
Serial Number:	PTCS14111103	PM Number:	1-2
Customer Name (if applicable):	K. PHENPHA	Telephone Number:	083-926-9252
Customer Support Engineer Name:	K. DUANG	Service Order Number:	WO-02044564
Date PM Performed: (DD-MMM-YYYY)	06-Jan-2023	Next PM Due Date: (DD-MMM-YYYY)	06-Jul-2023
Standard Labor Hours to Complete PM :		5 hours	

Part Number	Release	Publication Date	
09370143 Rev.9	A	January 2018	

Scope

The purpose of this PM is to ensure the continued functionality of the PinAAcle 900T by inspecting and replacing any worn or damaged parts. This service should only be performed by a trained representative of PerkinElmer.

The customer should save their method before the PM begins.

General Instructions:

The customer must provide the engineer operational data to demonstrate recent instrument performance prior to starting the PM. Always check with the customer before making any changes that may affect the customer's analysis or calibration, including a current back-up of system software and/or data files. The completed document should be signed by an authorized PerkinElmer and customer representative and left with the customer. Update the PM sticker and instrument logbook as required.

Copyright Information

This document contains proprietary information that is protected by copyright. All rights are reserved. No part of this publication may be reproduced in any form whatsoever or translated into any language without the prior, written permission of PerkinElmer, Inc. **Copyright © 2013 PerkinElmer, Inc.**

Trademarks

Registered names, trademarks, etc. used in this document, even when not specifically marked as such, are protected by law. PerkinElmer is a registered trademark of PerkinElmer, Inc. All other trademarks and registered trademarks not owned by PerkinElmer, Inc. or its subsidiaries that are depicted herein are the property of their respective owners.

Except as specifically set forth in its terms and conditions of sale, PerkinElmer makes no Warranty of any kind with regard to this document, including, but not limited to, the implied warranties of merchantability and fitness for a particular purpose.

PerkinElmer shall not be liable for incidental or consequential damages in connection with the furnishing or use of this document.

Component List

Component / Specific Model	Serial #	Configuration Notes
AS900	AS9S14B1002	WINLAB 32

Parts Lists

Parts Included with the PM		
Part Number (if applicable)	Description	Quantity
B0501696	Fan Filters	2
B3002013	THGA Contact Cylinders	1
B3141064	Glycerol for THGA Cooling	N/A
N3160156	O-Ring Kits for Sampling Introduction (Stainless Steels Nebulizer)	N/A
N3160157	O-Ring Kits for Sampling Introduction (Plastic Nebulizer)	2
N9301714	Replacement Acetylene Filter Cartridge	1
TH001022	Replacement Air Filter Cartridge	2

Additional Reagents and Standards Required for PM				
Part Number (if applicable)	Description	Quality	Batch/Lot #	Expired Date (MM/YY)
N9300183	1000 mg/L Copper Standard	AR	26-87CUY1	30-Jan-2024
N9300244	GFAAS Mixed Standard	AR	56-021CRY1	30-Jun-2023

Additional Reagents and Standards Required for PM (Customer Support Solution)				
Part Number (if applicable)	Description	Quantity	Batch/Lot #	Expiration Date (MM/YY)
N/A	DI Water	250 ml.	AR	AR
N/A	0.5% HNO ₃	250 ml.	AR	AR

Additional Tools Required for PM			
Part Number (if applicable)	Description	Quantity	Serial #
N1013000	0.2A Neutral density filter	1	MG0-252
N1013002	1.0A Neutral density filter	1	MG2-358
B3100652 Or N9307029	Electronic Flow Meter	1	NA
B0505495	Test Jig	1	NA
03030997	System 2 EDL Driver	1	03030997
N3050605	As System 2 EDL	1	16148
N3050121	Cu Lumina HCL	1	092216-010130
N3050109	Ba Lumina HCL	1	102416-040160
N3050139	K Lumina HCL	1	110716-010060
N3050152	Ni Lumina HCL	1	100516-030190
N3050119	Cr Lumina HCL	1	091911-020150

Procedure Checklist

Use (✓) to check off those steps in the checklist that have been completed.

1. General:

- ☒ Review the instrument performance with the customer and document any recent problems.
- ☒ Inspect the customer log book and make any appropriate PM entries.
- ☒ Perform general inspection of system for cleanliness.

2. PC Instrument Software:

- ☒ Instrument Software user files/databases archived, packed, and/or deleted as needed.

3. Mechanical:

- ☒ Inspect and clean all fans and filters. Replace filters if necessary
- ☒ Inspect all gas and water lines for leaks and/or wear. Replace if needed. Thoroughly inspect all quick connects. Replace the Y connector, P/N 09921079, if needed.
- ☒ Clean exterior of the instrument.

3.1 Flame Technique

- ☒ Inspect the burner head, burner chamber, and nebulizer. Clean if needed as stated in the Hardware Guide.
- ☒ Check burner head dimensions with the feeler gauge as stated in the Hardware Guide in the Maintenance chapter section on cleaning the burner head and checking sloth width. Replace if out of specification
- ☒ Check the condition of the end cap, burner head, and nebulizer O-rings. Replace if necessary.
- ☒ Check the drain system for signs of wear. Replace worn or damaged parts.
- ☒ Visually check for proper flame conditions when igniting the Air-C₂H₂ and N₂O-C₂H₂ flames (if applicable).

3.2 THGA Technique

- ☒ Inspect the pole pieces and clean where the pole pieces contact the furnace. Replace the pole piece p-rings as needed, P/N's B0501018 & B0501250. Grease the O-rings as needed with Apiezon L grease, P/N 09905148
- ☒ Inspect the four insulation pads on the front contact housing of the THGA in furnace. If the pads are missing replace the THGA furnace or replace the insulator pads on the furnace.
- ☒ Inspect the graphite tube and clean the contact cylinders. Replace if necessary.
- ☒ Check internal and external gas flows with the Electronic Gas Flow Meter and the Gas Flow Test Probe as described in the Service Manual. Correct if necessary.
- ☒ Check furnace open/close function.
- ☒ Verify the operation of the GFTV Camera for proper operation and viewing alignment in the furnace camera Tube View window. Align if needed.
- ☒ Check the operation of the Halogen Light ASSY for the GFTV Camera. Replace if needed.
- ☒ Check the water level/quality in the recirculation (if applicable). Add distilled water if necessary.
- ☒ Check the cooling system fluid flow rate with the FCS In-Line Flow Meter for proper levels if needed. Refer to SDB# COSY008.STN

- ☒ Perform Cooling System maintenance if needed per SDB# COSY005.STN.
- ☒ Check auto sampler operation.
- ☒ Perform an auto sampler check valve test as described in the Service Manual.
- ☒ Lubricate the spindles of the auto sampler pumps and all moving parts of the tray mechanics as described in the Service Manual.
- ☒ Inspect the auto sampler sampling capillary as described in the Service Manual. Replace if necessary.

4. Electrical:

- ☒ Inspect PC boards. Clean if necessary.
- ☒ Carefully check all internal and external cable connections.
- ☒ Check instrument firmware revisions upgrade to current levels (if necessary)
- ☒ Run Diagnostics Test within the Advanced function of the Spectrometer page. Check the results in the service log folder in the Spectrometer BM Log Viewer.

5. Optics:

- ☒ Inspect and clean the sample compartment windows, if needed.
- ☒ Inspect and clean the furnace windows, if needed.
- ☒ Inspect and clean the GFTV camera lens, if needed.
- ☒ Inspect optics. Clean or replace if necessary,

6. Gasses:

- ☒ Verify that the Gasses supplied to the instrument are within the pressure and purity specifications found in the PinAAcle 900 Series Pre-installation Checklist SDB.
- ☒ Verify that the air filter element is dry. Replace if necessary.

7. Flame Interlock Check:

Description: Check to ensure that all safety interlocks are closed.

Parameter	Specification	Test Results	Pass/Fail
Flame Sensor	Air/C ₂ H ₂ Flame correctly shuts down	Active	Passed
Drain Sensor	Air/C ₂ H ₂ Flame correctly shuts down	Active	Passed
Nebulizer Sensor	Air/C ₂ H ₂ Flame correctly shuts down	Active	Passed
C ₂ H ₂ Pressure Sensor	Air/C ₂ H ₂ Flame correctly shuts down	Active	Passed
Air Pressure Sensor	Air/C ₂ H ₂ Flame correctly shuts down	Active	Passed
Burner Head Sensor	Choosing Nitrous Oxide as the oxidant should trigger an interlock shuts down	Active	Passed

8. After PM Performance tests [Flame]:

8.1 Detector Linearity with Barium

Description: Ensures that the detector is linear in the Visible Range.

Parameter	Specification	Certificate Value at 553.6 nm (Abs.)	Test Results	Pass/Fail
1.0 A ND Filter	± 5% from Cert.	0.9798	0.1982	Passed
0.2 A ND Filter	± 5% from Cert.	0.2042	0.9942	Passed

8.2 Baseline Noise at 1.0 Absorbance with Barium

Description: Ensures that a high absorbance will not produce excessive noise.

Parameter	Specification	Results	Pass/Fail
Standard Deviation	≤ 0.010	0.0014	Passed

8.3 AA Baseline Noise with Copper

Description: Check baseline noise.

Parameter	Specification	Results	Pass/Fail
Standard Deviation	≤ 0.001	0.0001	Passed

8.4 D₂ Background Compensation with Copper

Description: Verifies the instruments ability to compensate for Background absorption.

Parameter	Specification	Results	Pass/Fail
Standard Deviation	≤ 0.010	0.0083	Passed

8.5 AA-BG Baseline Noise with Copper

Description: Ensures that background correction does not produce excessive noise.

Parameter	Specification	Results	Pass/Fail
Standard Deviation	≤ 0.005	0.0002	Passed

8.6 AA-BG Baseline Noise with Arsenic

Description: Ensures that background correction does not produce excessive noise at a low wavelength.

Parameter	Specification	Results	Pass/Fail
Standard Deviation	≤ 0.005	0.0021	Passed

8.7 Flame Sensitivity

Description: Instrument Sensitivity checked against Copper standard.

Standard Copper Sensitivity	Specification	Results (Abs.)	Pass/Fail
5 mg/L Sensitivity SS Neb (if applicable)	> 0.250 Abs.	NA	Not Applicable
2 mg/L Sensitivity HS Neb (if applicable)	> 0.250 Abs.	0.3281	Passed

9. After PM Performance tests [THGA]:

9.1 Furnace Gas Flows

Description: Ensures the flow rates are within specification.

Parameter	Specification	Test Results	Pass/Fail
Internal Flow Rate	250 mL/min \pm 25 mL/min	255	Passed
External Flow Rate	100 mL/min \pm 10 mL/min	105	Passed

9.2 Chromium Baseline Noise

Description: Signal to noise check.

Parameter	Specification	Results	Pass/Fail
Baseline Noise	≤ 0.005 Abs.	0.0000	Passed
Standard Deviation	≤ 0.005	0.0002	Passed

9.3 Chromium Characteristic Mass and Precision

Description: Calculate the characteristic mass using the characteristic mass tool and precision from the integrated absorbance values.

Parameter	Specification	Results	Pass/Fail
Cr m ₀ Results	≤ 7.0 pg/0.0044 A-s	5.7	Passed
Precision	≤ 2.0 %	0.74	Passed

9.4 Copper Characteristic Mass and Zeeman Ratio

Description: Calculate the characteristic mass using the characteristic mass tool and check the Zeeman Ratio.

Parameter	Specification	Results	Pass/Fail
Cu m ₀ Result	≤ 16.5 pg/0.0044 A-s	12.3	Passed
Zeeman Ratio	0.52 ± 0.04	0.54	Passed

10. Review:

- ☒ Review with the customer PM work performed.
- ☒ Review with the customer routine maintenance procedures.
- ☒ Discuss recommended customer supplied materials to have on hand.
- ☒ Attach PM sticker.

Additional Comments

Additional Comments Regarding the PM	
Zeeman Ratio	$= \frac{\text{Atomic Signal (Peak area)}}{\text{Atomic Signal (Peak area)} + \text{Background Signal (Peak area)}}$ $= \frac{0.1855}{0.1855 + 0.1563}$ $= 0.54$
REPLACE PM KIT	

Review

<i>The preventive maintenance checks and if applicable performance tests for PinAAcle 900T have been completed.</i>	
This PinAAcle 900T Passes <input checked="" type="checkbox"/> Fails <input type="checkbox"/> the preventive maintenance.	
Review of Preventive Maintenance:	
Authorized PerkinElmer Representative:	<div style="text-align: center;"> </div> <div style="text-align: right; padding-right: 10px;"> Date: 06-Jan-2023 <small>(DD-MMM-YYYY)</small> </div>
Authorized Customer Representative:	<div style="text-align: center;"> </div> <div style="text-align: right; padding-right: 10px;"> Date: 06-Jan-2023 <small>(DD-MMM-YYYY)</small> </div>



MAINTENANCE AND TEST CERTIFICATE MODEL

OPTIMA 5300DV

Customer : S.P.S.Consulting Service Co.,Ltd	Date Tested:	January 11, 2023
	Recommendation Recertification	
Address : 7 Soi Phaholyothin 24	Period	6 Months
Paholyothin Road	Recertification Due:	July 11, 2023
Jompol Chatuchak, Bangkok 1090	Date Last Certified:	July 11, 2022
User Name: K.Phenpha Viphashtawat	Visit Number:	2 of 2
Phone: 083-9269252	PerkinElmer Phone:	02-719-6420 ext 206
Fax: 02-513-4221	PerkinElmer Fax:	02-318-5597

CONFIGURATION TESTED

ACCESSORIES/COMPONENT NOT INCLUDED

MODEL	SERIAL NUMBER	
OPTIMA 5300DV	077C7042401	
TESTED EQUIPMENT	CALIBRATION NUMBER	EXPIRATION
IPV Methods		
TEST STANDARD USED	PART NUMBER	EXPIRATION DATE
Multielement Standard	N069-1579	May 30, 2023
Wavecal Solution	N058-2152	February 28, 2023
VIS Wavecal solution	N930-2946	August 30, 2023
Instrument Cal. STD4	N930-0221	November 30, 2023
CUSTOMER SUPPLIED	COMMENTS	CUSTOMER INITIALS
2 % HNO3		
10 % HNO3		



MAINTENANCE AND TEST CERTIFICATE MODEL

OPTIMA 5300DV

SERIAL NUMBER	<u>077C7042401</u>	DATE TESTED	<u>January 11, 2023</u>
----------------------	--------------------	--------------------	-------------------------

1. MECHANICAL CHECKS	
A. Inspect and clean all fans and filters.	<input type="checkbox"/> OK
B. Inspect and replace as necessary, all torch components including the RF coil.	<input type="checkbox"/> OK
C. Inspect all tubing for sign of clacking or leaking.	<input type="checkbox"/> OK
D. Adjust water and gas pressure regulator settings.	<input type="checkbox"/> OK
E. Inspect and leak check pneumatics drawers.	<input type="checkbox"/> OK
F. Clean the exterior of the instrument.	<input type="checkbox"/> OK
2. OPTICAL CHECKS	
A. Inspect and clean all optical components.	<input type="checkbox"/> OK
B. As required, check and replace all purgefilters.	<input type="checkbox"/> OK
C. Recheck optical alignment.	<input type="checkbox"/> OK
3. COOLING SYSTEM CHECKS	
A. Perform preventive maintenance on chiller.	<input type="checkbox"/> OK
B. Flush out the chiller every year.	<input type="checkbox"/> N/A
4. PERFORMANCE CHECKS	
A. Torch View Alignment.	<input type="checkbox"/> OK
B. Wavelength Calibration.	<input type="checkbox"/> OK



MAINTENANCE AND TEST CERTIFICATE MODEL

OPTIMA 5300DV

SERIAL NUMBER : <u>077C7042401</u>			DATE TESTED : <u>January 11, 2023</u>		
PARAMETER	SPECIFICATION			FINAL VALUE	
Spectral Resolution : UV	As 193.696 nm	≤ 0.007		<u>0.00504</u>	
	Ni 231.604 nm	≤ 0.008		<u>0.00646</u>	
	Ni 341.476 nm	≤ 0.012		<u>0.00768</u>	
Spectral Resolution : VIS	La 408.672 nm	≤ 0.020		<u>0.01597</u>	
	Ba 455.403 nm	≤ 0.025		<u>0.02185</u>	
Precision					
	As 193.656 nm	% RSD < 1.0		<u>0.89</u>	%
	Zn 213.856 nm	% RSD < 1.0		<u>0.77</u>	%
	Mn 257.610 nm	% RSD < 1.0		<u>0.51</u>	%
	La 379.478 nm	% RSD < 1.0		<u>0.44</u>	%
	Ba 455.403 nm	% RSD < 1.0		<u>0.44</u>	%
	Ba 493.408 nm	% RSD < 1.0		<u>0.46</u>	%
Detection Limits : Axial	Tl 190.080 nm	3(sd)		<u>4.04</u>	ppb
	As 193.696 nm	3(sd)		<u>3.58</u>	ppb
	Pb 220.353 nm	3(sd)		<u>1.90</u>	ppb
Detection Limits : Radial	As 193.696 nm	3(sd)		<u>47.72</u>	ppb
	Zn 213.856 nm	3(sd)		<u>1.02</u>	ppb
	Mn 257.610 nm	3(sd)		<u>0.68</u>	ppb
	La 379.478 nm	3(sd)		<u>1.43</u>	ppb
	Ba 455.403 nm	3(sd)		<u>0.10</u>	ppb
	Ba 493.408 nm	3(sd)		<u>0.36</u>	ppb
BEC : Axial (IB X 500)/(IS-IB)	Cd 226.502 nm	≤ 150 ppb		<u>58.36</u>	
BEC : Radial (IB X 1000)/(IS-IB)	Mn 257.610 nm	≤ 45 ppb		<u>104142.80</u>	



MAINTENANCE AND TEST CERTIFICATE MODEL
OPTIMA 5300DV

SERIAL NUMBER 077C7042401DATE TESTED January 11, 2023

Remarks :

Commissioning follow as commissioning performance sheets.

This is to certify that the above tests have been performed and the configuration tested



meets



does not meet

the PerkinElmer Specifications listed on this certificate.

This certificate does not modify PerkinElmer's standard terms and condition of sale,
including warranty terms.**Service Department PerkinElmer Ltd.**

Authorized Representative:

(Mr. Wiphan Promlumda)

Service Engineer

Certificate of System Qualification

GC-OQ + GCMS-OQ

System ID: GC_MS_03_52_CN10925102
Organization Name: S.P.S Consulting service
Organization Location: 7 Soi Phaholyothin Road, Ladyao, Khet Jatujak, Bangkok 10900
Date: March 31, 2023 1:21:52 PM
EQP Name: AgilentRecommended , AgilentRecommended
EQP Revision: GC.02.50, GCMS.02.50
Overall Qualification Status: Pass

System Inspection and Basic Safety and Operation

Name: 7890

Setpoint Status: Pass

Overall System Inspection and Basic Safety and Operation Test Status

Pass

Inlet Pressure Decay

Name: 7890

Front

SSL

Setpoint Status: Pass

Pressure: 25.0 psi

Pressure Change: -0.1 psi /5 minutes

Agilent Recommended: ≥ -2.0 and ≤ 0.5

Overall Inlet Pressure Decay Test Status

Pass

Inlet Pressure Accuracy

Name: 7890

Front

SSL

Date: March 31, 2023 1:21:52 PM
System ID: GC_MS_03_52_CN10925102

Setpoint Status:

Pass

Inlet Pressure: Setpoint 25.0 psi Actual 25.0 psi
Accuracy: 0.0 psi
Agilent Recommended: ≤ 1.2

Overall Inlet Pressure Accuracy Test Status

Pass

Inlet Pressure Accuracy

Name:

7890

Back

SSL

Setpoint Status:

Pass

Inlet Pressure: Setpoint 25.0 psi Actual 25.2 psi
Accuracy: 0.2 psi
Agilent Recommended: ≤ 1.2

Overall Inlet Pressure Accuracy Test Status

Pass

Detector Flow Accuracy

Name:

7890

Front

FID

Setpoint Status:

Pass

Flow Type:

Fuel

Setpoint:

30.0

mL/min

Measured Flow:

30.3

mL/min

Accuracy:

0.3

mL/min

Agilent Recommended:

≤

10.0

% setpoint

(

3.0

mL/min

)

Limit is percentage of setpoint or 0.5 ml/minute, whichever is largest.

Date:

March 31, 2023 1:21:52 PM

System ID:

GC_MS_03_52_CN10925102

Setpoint Status: Pass

Flow Type: Oxidizer

Setpoint: 400.0 mL/min **Measured Flow:** 396.2 mL/min

Accuracy: 3.8 mL/min

Agilent Recommended: ≤ 10.0 % setpoint (40.0 mL/min)

Limit is percentage of setpoint or 0.5 ml/minute, whichever is largest.

Setpoint Status: Pass

Flow Type: Makeup

Setpoint: 25.0 mL/min **Measured Flow:** 25.1 mL/min

Accuracy: 0.1 mL/min

Agilent Recommended: ≤ 10.0 % setpoint (2.5 mL/min)

Limit is percentage of setpoint or 0.5 ml/minute, whichever is largest.

Overall Detector Flow Accuracy Test Status

Pass

GC Oven Temperature Accuracy

Name: 7890

Setpoint Status: Pass

Zone: Oven

Setpoint/Actual

Temperature: 230.0 230.6 °C

Accuracy: 0.6 °C

Agilent Recommended: ≥ -1.0 % setpoint in K (-5.0 °C)
≤ 1.0 % setpoint in K (5.0 °C)

Date: March 31, 2023 1:21:52 PM
System ID: GC_MS_03_52_CN10925102

Setpoint Status:

Pass

Zone:

Oven

Setpoint/Actual

Temperature:

100.0 100.4 °C

Accuracy:

0.4 °C

Agilent Recommended:

>= -1.0 % setpoint in K

(-3.7 °C)

<= 1.0 % setpoint in K

(3.7 °C)

Overall GC Oven Temperature Accuracy Test Status

Pass

GC Oven Temperature Stability

Name:

7890

Setpoint Status:

Pass

Setpoint/Average

Temperature:

100.0 100.3833 °C

Stability:

0.1 °C

Agilent Recommended:

<= 0.5

Overall GC Oven Temperature Stability Test Status

Pass

Scouting Run

Tested Combination1

Front

SSL

/ Front

FID

Manual Injection

Name:

Not applicable

Setpoint Status:

Completed

Injection Volume on Column:

1.0 uL

Overall Scouting Run Status

Completed

Noise and Drift

Tested Combination1

Front

SSL

/ Front

FID

Date:

March 31, 2023 1:21:52 PM

System ID:

GC_MS_03_52_CN10925102

Name: 7890

Setpoint Status: Pass

Base Signal: 89800 Ab

	ASTM Noise counts	Drift counts/Hr
Agilent Recommended:	285.31	96.04
Status:	<= 768.00 Pass	<= 19200.00 Pass

Overall Noise and Drift Test Status

Pass

Signal to Noise

Tested Combination1 Front SSL / Front FID
Manual Injection

Name: 7890

Setpoint Status: Pass

Signal to Noise: 3814254

Agilent Recommended: >= 300000

Overall Signal to Noise Test Status

Pass

Log Amp

Tested Combination2 Back SSL / External SQ

Name: 5975C

Setpoint Status: Pass

Overall Log Amp Test Status

Pass

RFPA

Date: March 31, 2023 1:21:52 PM
System ID: GC_MS_03_52_CN10925102

Tested Combination2	Back	SSL	/ External	SQ
Name:	5975C			
Setpoint Status:	Pass			
Amu:	1050	m/z	Drift After Five Minutes:	RFPA Voltage:
			1	479
			mV	mV
Agilent Recommended:	>=	-100	and	<= 100
				<= 1100

Overall RFPA Test Status

Pass

Tune EI

Tested Combination2	Back	SSL	/ External	SQ
Name:	5975C			
Setpoint Status:	Pass			
Filament:	1			
Setpoint Status:	Pass			
Filament:	2			

Overall Tune EI Test Status

Pass

Signal to Noise EI

Tested Combination2	Back	SSL	/ External	SQ
Name:	5975C			
Source:	EI - Inert		Filament:	1
Setpoint Status:	Pass			
Signal to Noise:	425			
Agilent Recommended:	>= 160			

Date: March 31, 2023 1:21:52 PM
System ID: GC_MS_03_52_CN10925102

Source: Filament:

Setpoint Status:

Signal to Noise:

Agilent Recommended:

Overall Signal to Noise EI Test Status

Date: March 31, 2023 1:21:52 PM
System ID: GC_MS_03_52_CN10925102

Instrument Details

Purpose

This section describes the as found system configuration.

Details

System

System ID	GC_MS_03_52_CN10926102
Manufacturer	Agilent Technologies
Name	7890

Tested Combination1

Injection Technique	Manual Injection
Sampler Identifier	Sampler 1
Inlet	Front
Detector	Front
LTM Included?	No

Tested Combination2

Injection Technique	Manual Injection
Sampler Identifier	Sampler 2
Inlet	Back
Detector	External
LTM Included?	No

Sampler 1

Manufacturer	Agilent Technologies
Type	Manual Injection
Usage	Sample Injection
Syringe Volume (µL)	10

Sampler 2

Manufacturer	Agilent Technologies
Type	Manual Injection
Usage	Sample Injection
Syringe Volume (µL)	10

Date: March 31, 2023 1:21:52 PM
System ID: GC_MS_03_52_CN10926102

Mainframe 1

Manufacturer	Agilent Technologies
Name	7890
Model Number	G3440A
Serial Number	CN10925120
Firmware Revision	A.01.10.3
Oven Type	Standard

Inlet 1

Manufacturer	Agilent Technologies
Name	7890
Type	SSL
Location	Front
Carrier Gas	Helium
Control Type	Electronic Pressure Control (EPC)
Purged Inlet	Yes

Inlet 2

Manufacturer	Agilent Technologies
Name	7890
Type	SSL
Location	Back
Carrier Gas	Helium
Control Type	Electronic Pressure Control (EPC)
Purged Inlet	Yes

Detector 1

Manufacturer	Agilent Technologies
Name	7890
Type	FID
Adapter	Capillary
Control Type	Electronic Pressure Control (EPC)
Location	Front
Makeup Gas	Nitrogen

Date: March 31, 2023 1:21:52 PM
System ID: GC_MS_03_52_CN10925102

Detector 2

Manufacturer	Agilent Technologies
Name	Mass Spectrometer
Type	Mass Spectrometer
Location	External

Mass Spectrometer 1

Manufacturer	Agilent Technologies
Type	SQ
Name	5975C
Serial Number	US91732743
Firmware Revision	5975 5.02.07
High Vacuum System	Turbo Pump
Scouting Run Standard	OFN Std

MS EI Source 1

Manufacturer	Agilent Technologies
Source Type	EI - Inert
Number of filaments	2

Electronic Signature

Purpose

This signature page was created and published because the ACE sign-off action was executed, which is valid for the entire document, including attachments. The ACE sign-off is an electronic signature that requires two distinct identification components: unique username and personal password. The Agilent representative who has delivered this service understands the meaning and legal status of an electronic signature. As a trained official operator, the Agilent representative has a unique password and logon to access ACE and electronically sign this document. (Other e-signatures can be applied to this document using a Document Content Management or other suitable method defined in your data access and control procedures.)

Details

Full Name of Signer:	Saenguthai Tarak
Logged On User Name:	saenguthai.tarak@non.agilent.com
Signature Creation Date:	March 31, 2023
Reason for Signature:	Executed protocol and published this original version of document

Regulatory Disclaimer

This document provides a protocol to verify and record instrument configuration and evidence of proper operation. It has been prepared from our interpretation of applicable regulations as well as industry best practices. The document is designed to provide an important component of a complete compliance package. Validation depends upon many factors and use of this protocol alone does not assure compliance. Agilent Technologies makes no promises or representations as to its sufficiency for any specific regulatory program.

Warranty

Agilent Technologies makes no warranty of any kind to this material, including but not limited to, the implied warranties or merchantability and fitness for a particular purpose. Agilent Technologies shall not be liable for errors contained herein or for incidental or consequential damages in connection with the furnishing, performance, or use of this material.

Date: March 31, 2023 1:21:52 PM
System ID: GC_MS_03_52_CN10925102

User Name: saenguthai.tarak
Hostname: LAPTOP-CQ39KOMV

System Id: GC_MS_03_52_CN10925102
Print Date: March 31, 2023 1:21:53 PM

GC_MS_03_52_CN10925102 Transaction log :

Time	Transaction State	Activity Performed	Type of Transaction	Optional Information
March 31, 2023 9:12:28 AM Audit		SessionCreated	Session	None
March 31, 2023 9:12:28 AM Start		Configuration	Session	None
March 31, 2023 9:12:26 AM Audit		Entitlement	Licensing	User Is Nonpaying and does not require an unlock code
March 31, 2023 9:20:14 AM Audit		EqpLoaded	Session	EQP details for primary technique [Gc] - File path: [ProtocolPacks/Gc/Configurations/02.50/Gc.02.50.eqp], EQP File Name: [Gc.02.50.eqp], EQP Name: [AgilentRecommended], Protocol Revision :[Gc.02.50] EQP details for hyphenated technique [GcMs] - File path: [ProtocolPacks/GcMs/Configurations/02.50/GcMs.02.50.eqp], EQP File Name: [GcMs.02.50.eqp], EQP Name: [AgilentRecommended]
March 31, 2023 9:20:17 AM End		Configuration	Session	None
March 31, 2023 9:20:27 AM Start		Qualification	Session	OQ
March 31, 2023 9:20:27 AM Start		Execution	System Inspection and Basic Safety and Operation - 7890: - Qualitative Test - No setpoints associated	None
March 31, 2023 9:21:33 AM End		Execution	System Inspection and Basic Safety and Operation - 7890: - Qualitative Test - No setpoints associated	Run Count : 1

User Name: saenguthai.tarak
 Hostname: LAPTOP-CQ3SKOMV

System Id: GC_MS_03_52_CN10925102
 Print Date: March 31, 2023 1:21:53 PM

GC_MS_03_52_CN10925102 Transaction log :

Time	Transaction State	Activity Performed	Type of Transaction	Optional Information
March 31, 2023 9:21:35 AM	Start	Execution	Inlet Pressure Decay - Front SSL: - Pressure Controlled Inlet - S: 25.0 psi - L: >= -2.0 psi and <= 0.5 psi	None
March 31, 2023 9:21:51 AM	End	Execution	Inlet Pressure Decay - Front SSL: - Pressure Controlled Inlet - S: 25.0 psi - L: >= -2.0 psi and <= 0.5 psi	Run Count : 1
March 31, 2023 9:21:54 AM	Start	Execution	Inlet Pressure Accuracy - Front SSL: - Pressure Controlled Inlet - S: 25.0 psi - L: <= 1.2 psi	None
March 31, 2023 9:21:59 AM	End	Execution	Inlet Pressure Accuracy - Front SSL: - Pressure Controlled Inlet - S: 25.0 psi - L: <= 1.2 psi	Run Count : 1
March 31, 2023 9:22:02 AM	Start	Execution	Inlet Pressure Accuracy - Back SSL: - Pressure Controlled Inlet - S: 25.0 psi - L: <= 1.2 psi	None
March 31, 2023 9:22:07 AM	End	Execution	Inlet Pressure Accuracy - Back SSL: - Pressure Controlled Inlet - S: 25.0 psi - L: <= 1.2 psi	Run Count : 1
March 31, 2023 9:22:09 AM	Start	Execution	Detector Flow Accuracy - Front FID: - Type : Fuel - S: 30.0 mL/min - L: <= 10.0% setpoint	None
March 31, 2023 9:22:29 AM	End	Execution	Detector Flow Accuracy - Front FID: - Type : Fuel - S: 30.0 mL/min - L: <= 10.0% setpoint	Run Count : 1
March 31, 2023 9:22:30 AM	Start	Execution	Detector Flow Accuracy - Front FID: - Type : Oxidizer - S: 400.0 mL/min - L: <= 10.0% setpoint	None
March 31, 2023 9:22:41 AM	End	Execution	Detector Flow Accuracy - Front FID: - Type : Oxidizer - S: 400.0 mL/min - L: <= 10.0% setpoint	Run Count : 1

Page 2 / 8

Date: March 31, 2023 1:21:52 PM
 System ID: GC_MS_03_52_CN10925102

Page 13 / 19

User Name: saenguthai,tarak
 Hostname: LAPTOP-CQ3SKOMV

System Id: GC_MS_03_52_CN10925102
 Print Date: March 31, 2023 1:21:53 PM

GC_MS_03_52_CN10925102 Transaction log :

Time	Transaction State	Activity Performed	Type of Transaction	Optional Information
March 31, 2023 9:22:42 AM	Start	Execution	Detector Flow Accuracy - Front FID: - Type : Makeup - S: 26.0 mL/min - L: <= 10.0% setpoint	None
March 31, 2023 9:22:48 AM	End	Execution	Detector Flow Accuracy - Front FID: - Type : Makeup - S: 26.0 mL/min - L: <= 10.0% setpoint	Run Count : 1
March 31, 2023 9:22:49 AM	Start	Execution	GC Oven Temperature Accuracy - 7890: - Temperature : Oven - S: 230.0°C - L: >= -1.0 AND <= 1.0 % setpoint in K	None
March 31, 2023 9:23:31 AM	Audit	Data	GC Oven Temperature Accuracy - 7890: - Temperature : Oven - S: 230.0°C - L: >= -1.0 AND <= 1.0 % setpoint in K	Manual Data Entry
March 31, 2023 9:23:34 AM	End	Execution	GC Oven Temperature Accuracy - 7890: - Temperature : Oven - S: 230.0°C - L: >= -1.0 AND <= 1.0 % setpoint in K	Run Count : 1
March 31, 2023 9:23:37 AM	Start	Execution	GC Oven Temperature Accuracy - 7890: - Temperature : Oven - S: 100.0°C - L: >= -1.0 AND <= 1.0 % setpoint in K	None
March 31, 2023 9:26:00 AM	Audit	Data	GC Oven Temperature Accuracy - 7890: - Temperature : Oven - S: 100.0°C - L: >= -1.0 AND <= 1.0 % setpoint in K	Manual Data Entry
March 31, 2023 9:26:03 AM	End	Execution	GC Oven Temperature Accuracy - 7890: - Temperature : Oven - S: 100.0°C - L: >= -1.0 AND <= 1.0 % setpoint in K	Run Count : 1
March 31, 2023 9:26:05 AM	Start	Execution	GC Oven Temperature Stability - 7890: - Temperature : Oven - S: 100.0°C - L: <= 0.5°C	None

User Name: saonguthai.tarak
 Hostname: LAPTOP-CQ3SKOMV

System Id: GC_MS_03_52_CN10925102
 Print Date: March 31, 2023 1:21:53 PM

GC_MS_03_52_CN10925102 Transaction log :

Time	Transaction State	Activity Performed	Type of Transaction	Optional Information
March 31, 2023 9:26:42 AM	Start	Execution	GC Oven Temperature Stability - 7890: - Temperature : Oven - S: 100.0°C - L: <= 0.5°C	None
March 31, 2023 9:27:39 AM	Audit	Data	GC Oven Temperature Stability - 7890: - Temperature : Oven - S: 100.0°C - L: <= 0.5°C	Manual Data Entry
March 31, 2023 9:27:46 AM	End	Execution	GC Oven Temperature Stability - 7890: - Temperature : Oven - S: 100.0°C - L: <= 0.5°C	Run Count : 1
March 31, 2023 9:27:51 AM	Start	Execution	GC Scouting Run - Manual Injection, Front SSL, Front FID: - Part of System Preparation - No limits associated	None
March 31, 2023 9:54:35 AM	Start	Execution	Log Amp - 5975C SQ: - Source: EI - Inert	None
March 31, 2023 9:55:59 AM	Start	Execution	RFPA - 5975C SQ: - Source: EI - Inert	None
March 31, 2023 10:23:19 AM	Start	Execution	Signal to Noise EI - Liquid Injection, Back SSL, SQ: - Source: EI - Inert using Filament 1 - L: >= 160	None
March 31, 2023 10:37:53 AM	Start	Execution	Tune EI - 5975C SQ: - Source: EI - Inert Filament 1 (Qualitative - No setpoints associated)	None
March 31, 2023 10:38:04 AM	Start	Execution	Tune EI - 5975C SQ: - Source: EI - Inert Filament 2 (Qualitative - No setpoints associated)	None
March 31, 2023 10:38:11 AM	Start	Execution	Tune EI - 5975C SQ: - Source: EI - Inert Filament 1 (Qualitative - No setpoints associated)	None

User Name: saonguthai.tarak
 Hostname: LAPTOP-CQ3SKOMV

System Id: GC_MS_03_52_CN10925102
 Print Date: March 31, 2023 1:21:53 PM

GC_MS_03_52_CN10925102 Transaction log :

Time	Transaction State	Activity Performed	Type of Transaction	Optional Information
March 31, 2023 10:38:14 AM	Start	Execution	Noise and Drift - Front FID: - Detector FID - L (Noise): <= 0.10 pA - L (Drift): <= 2.50 pA/hour	None
March 31, 2023 10:38:17 AM	Start	Execution	GC Scouting Run - Manual Injection, Front SSL, Front FID: - Part of System Preparation - No limits associated	None
March 31, 2023 10:45:28 AM	Audit	Data	GC Scouting Run - Manual Injection, Front SSL, Front FID: - Part of System Preparation - No limits associated	Data files Path : F:\Data\SC_FID.D\FID1A.ch
March 31, 2023 10:47:01 AM	End	Execution	GC Scouting Run - Manual Injection, Front SSL, Front FID: - Part of System Preparation - No limits associated	Run Count : 1
March 31, 2023 10:58:27 AM	Start	Execution	Noise and Drift - Front FID: - Detector FID - L (Noise): <= 0.10 pA - L (Drift): <= 2.50 pA/hour	None
March 31, 2023 10:58:52 AM	Audit	Data	Noise and Drift - Front FID: - Detector FID - L (Noise): <= 0.10 pA - L (Drift): <= 2.50 pA/hour	Data files Path : F:\Data\ND_FID.D\FID1A.ch
March 31, 2023 11:00:53 AM	End	Execution	Noise and Drift - Front FID: - Detector FID - L (Noise): <= 0.10 pA - L (Drift): <= 2.50 pA/hour	Run Count : 1
March 31, 2023 11:02:02 AM	Start	Execution	Signal to Noise - Manual Injection, Front SSL, Front FID: - Detector FID - L: >= 300000	None
March 31, 2023 11:14:32 AM	Audit	AccClosed	Session	None

User Name: saonguthai.tarak
 Hostname: LAPTOP-CQ3SKOMV

System Id: GC_MS_03_52_CN10925102
 Print Date: March 31, 2023 1:21:53 PM

GC_MS_03_52_CN10925102 Transaction log :

Time	Transaction State	Activity Performed	Type of Transaction	Optional Information
March 31, 2023 11:15:13 AM	Audit	AcceRestarted	Session	None
March 31, 2023 11:15:14 AM	Audit	SessionReloaded	Session	None
March 31, 2023 11:15:19 AM	Start	Qualification	Session	OQ
March 31, 2023 11:15:19 AM	Start	Execution	Signal to Noise - Manual Injection, Front SSL, Front FID: - Detector FID - L: >= 300000	None
March 31, 2023 11:16:23 AM	Audit	AcceClosed	Session	None
March 31, 2023 11:21:04 AM	Audit	AcceRestarted	Session	None
March 31, 2023 11:21:04 AM	Audit	SessionReloaded	Session	None
March 31, 2023 11:21:09 AM	Start	Qualification	Session	OQ
March 31, 2023 11:21:09 AM	Start	Execution	Signal to Noise - Manual Injection, Front SSL, Front FID: - Detector FID - L: >= 300000	None
March 31, 2023 11:22:15 AM	Audit	Data	Signal to Noise - Manual Injection, Front SSL, Front FID: - Detector FID - L: >= 300000	Data files Path : F:\SN_FID.D\FID1A.ch
March 31, 2023 11:24:02 AM	End	Execution	Signal to Noise - Manual Injection, Front SSL, Front FID: - Detector FID - L: >= 300000	Run Count : 1
March 31, 2023 11:24:17 AM	Start	Execution	Log Amp - 5975C SQ: - Source: EI - Inert	None
March 31, 2023 11:24:31 AM	End	Execution	Log Amp - 5975C SQ: - Source: EI - Inert	Run Count : 1

User Name: suenguthai.tarak
 Hostname: LAPTOP-CQ3SKOMV

System Id: GC_MS_03_52_CN10925102
 Print Date: March 31, 2023 1:21:53 PM

GC_MS_03_52_CN10925102 Transaction log :

Time	Transaction State	Activity Performed	Type of Transaction	Optional Information
March 31, 2023 11:24:33 AM	Start	Execution	RFPA - 5975C SQ: - Source: EI None - Inert	
March 31, 2023 11:27:22 AM	End	Execution	RFPA - 5975C SQ: - Source: EI Run Count : 1 - Inert	
March 31, 2023 11:27:25 AM	Start	Execution	Tune EI - 5975C SQ: - Source: - None EI - Inert Filament 1 (Qualitative - No setpoints associated)	
March 31, 2023 11:28:04 AM	End	Execution	Tune EI - 5975C SQ: - Source: - Run Count : 1 EI - Inert Filament 1 (Qualitative - No setpoints associated)	
March 31, 2023 11:28:06 AM	Start	Execution	Tune EI - 5975C SQ: - Source: - None EI - Inert Filament 2 (Qualitative - No setpoints associated)	
March 31, 2023 11:28:26 AM	End	Execution	Tune EI - 5975C SQ: - Source: - Run Count : 1 EI - Inert Filament 2 (Qualitative - No setpoints associated)	
March 31, 2023 11:28:28 AM	Start	Execution	Signal to Noise EI - Liquid Injection, Back SSL, SQ: - Source: EI - Inert using Filament 1 - L: >= 160	None
March 31, 2023 12:59:46 PM	Start	Execution	Signal to Noise EI - Liquid Injection, Back SSL, SQ: - Source: EI - Inert using Filament 1 - L: >= 160	None
March 31, 2023 1:00:09 PM	Audit	Data	Signal to Noise EI - Liquid Injection, Back SSL, SQ: - Source: EI - Inert using Filament 1 - L: >= 160	Data files Path : F:\SN_F1_01.D\DATASIM.M S
March 31, 2023 1:00:41 PM	End	Execution	Signal to Noise EI - Liquid Injection, Back SSL, SQ: - Source: EI - Inert using Filament 1 - L: >= 160	Run Count : 1

User Name: saonguthai, tarak
Hostname: LAPTOP-CQ3SKOMV

System Id: GC_MS_03_52_CN10925102
Print Date: March 31, 2023 1:21:53 PM

GC_MS_03_52_CN10925102 Transaction log :

Time	Transaction State	Activity Performed	Type of Transaction	Optional Information
March 31, 2023 1:00:43 PM	Start	Execution	Signal to Noise EI - Liquid Injection, Back SSL, SQ: - Source: EI - Inert using Filament 2 - L: >= 160	None
March 31, 2023 1:01:52 PM	Audit	Data	Signal to Noise EI - Liquid Injection, Back SSL, SQ: - Source: EI - Inert using Filament 2 - L: >= 160	Data files Path : F:\SN_F2_01.D\DATASIM.MS
March 31, 2023 1:02:09 PM	End	Execution	Signal to Noise EI - Liquid Injection, Back SSL, SQ: - Source: EI - Inert using Filament 2 - L: >= 160	Run Count : 1
March 31, 2023 1:02:13 PM	End	Qualification	Session	OQ
March 31, 2023 1:02:13 PM	Start	Reporting	Session	None
March 31, 2023 1:20:27 PM	Audit	Reporting	Session	Report Generated : Certificate



บริษัท เอส.พี.เอส. คอนซัลติ้ง เซอร์วิส จำกัด
S.P.S. CONSULTING SERVICE CO., LTD.
7 ซอยพหลโยธิน 24 ถนนพหลโยธิน แขวงจอมพล เขตจตุจักร กรุงเทพฯ 10900
7 Soi Phaholyothin 24, Phaholyothin Rd., Jompol, Chatuchak, Bangkok 10900
Tel : (662) 939-4370-72, Fax : (662) 513-4221, E-mail : sale@spscon.com., www.spscon.com

Noise B_250/23

Sound Level Meter Calibration Report

Acoustic Calibrator Data

Brand	ACO	Number	AC 03/56
Model	2127	Serial No.	130006
Calibration Range	94 dB, 1000 Hz	Last Calibration	29 March 2023
		Due Date	29 March 2024

Calibration Data

Sound Level Meter Data				Calibration Data		
SLM No.	Brand	Model	Serial No.	Date	Actual Reading [dB]	
					Before Adjustment	After Adjustment
ACO-B08	ACO	6236	00142008	06 June 2023	94.1	94.0
ACO-B13	ACO	6236	00152084	06 June 2023	94.1	94.0
ACO-B27	ACO	6236	00182008	06 June 2023	94.0	94.0
Acoustic Certified Value : Thailand Institute of Scientific and Technological Research (TISTR)					93.94 ± 0.10 dB	

Calibrated by :

Adul Dangklom
(Mr. Adul Dangklom)

Approved by :

Peera Detudom
(Mr. Peera Detudom)



THAILAND INSTITUTE OF SCIENTIFIC AND TECHNOLOGICAL RESEARCH (TISTR)

Request No. 21-66/0358

MTC No. EEL. BP. 22/0366

CALIBRATION CERTIFICATE

Submitted by : S.P.S. Consulting Service Co., Ltd.

Address : 7 Soi Phaholyothin 24, Phaholyothin Road, Jompol, Chatuchak, Bangkok 10900.

Calibrated at : Electrical and Electronic Standards Laboratory, Industrial Metrology and Testing Service Centre.
Soi 1C, Bangpoo Industrial Estate, Sukhumvit Rd., Muang, Samutprakan 10280.

Instrument Calibrated :

Description : Sound Calibrator

Manufacturer : Cirrus

Model : CR:515

Serial No. : 92002

Ambient Environment

Temperature : $(23 \pm 3) ^\circ\text{C}$

Relative Humidity : $(50 \pm 15) \%$

Ambient Pressure : $(101.325 \pm 1.500) \text{ kPa}$

Standards used : 1. Digital Function Synthesizer NF Electronic DF-193A S/N 122037.

2. Measuring Amplifier Bruel&Kjaer 2636 S/N 1537484.

3. Programmable Attenuator Tamagawa TPA-303A S/N OF 2214.

4. Digital Multimeter Agilent 34401A S/N MY44005560.

5. Pressure Transmitter Vaisala PTB202AD S/N T0650001.

6. Audio Analyzer Keithley 2015-P S/N 4106495.

7. Condenser Microphone Bruel&Kjaer 4180 S/N 2889871.

Calibration Procedure: CP-102-04 based on IEC 60942-2003. The sound pressure level of instrument was measured by standard microphone using an insert voltage technique.

This instrument has been calibrated against standards maintained at Electrical and Electronic Standards Laboratory (EEL), which are traceable to the International System of Units through the National Institute of Metrology (Thailand).

The information on actual reading is attached herewith and the uncertainty limits quoted refer to the measured values only.

Date of Receipt : 3 Mar. 2023

Date of Calibration : 13 Mar. 2023

1 / 2

N. N. P. P.

The results relate only to the items tested/calibrated or value assigned.

Advertising the Report/Certificate and publicity of the results except in full are prohibited unless written permission is obtained from the governor of TISTR.

FM.BL.MTC.002 Rev.4

Head Office

35 Mu 3 Tambon Khlong Ha, Amphoe Khlong Luang,
Changwat Pathumthani 12120, Thailand

Tel. (66) 0 2577 9000

Fax. (66) 0 2577 9009

E-mail : rumpai@tistr.or.th Website:www.tistr.or.th

Office/Laboratory

Soi 1C, Bangpoo Industrial Estate, Sukhumvit Road,
Amphoe Muang, Changwat Samutprakan 10280, Thailand

Tel. (66) 0 2323 1672-80 ext. 115, 116

Fax. (66) 0 2323 9165

E-mail : mtc@tistr.or.th

Office

196 Phahonyothin Road, Chatuchak, Bangkok 10900,
Thailand

Tel. (66) 0 2579 1121-30 ext. 5219, 5225, 5217

Fax. (66) 0 2579 8592

E-mail : sumalee@tistr.or.th



THAILAND INSTITUTE OF SCIENTIFIC AND TECHNOLOGICAL RESEARCH (TISTR)

Request No. 21-66/0358

MTC No. EEL. BP. 22/0366

The reported expanded uncertainty is based upon a standard uncertainty multiplied by a coverage factor $k = 2$, providing a level of confidence of approximately 95%.

Nominal Output of Unit Under Test = 94 dB re 20 μ Pa at 1000 Hz

Acoustic Output in dB re 20 μ Pa, Corrected to Reference Conditions: 101.325 kPa, 23.0 °C and 50 %RH.

1. Sound Pressure Level

Standard Microphone Type	Measured Sound Pressure Level (dB)	Deviated value (dB)	Uncertainty (dB)	Tolerance limit IEC60942:2003 Class I
1/2 inch Bruel&Kjaer 4180	93.99	-0.01	± 0.10	± 0.40 dB

2. Frequency

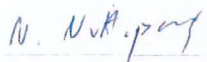
Standard Microphone Type	Measured Frequency (Hz)	Deviated value (Hz)	Uncertainty (Hz)	Tolerance limit IEC60942:2003 Class I
1/2 inch Bruel&Kjaer 4180	1000.3	0.3	± 1.5	$\pm 1.0\%$

3. Total Distortion

Standard Microphone Type	Measured Total Distortion (%)	Uncertainty (%)	Tolerance limit IEC60942:2003 Class I
1/2 inch Bruel&Kjaer 4180	1.39	± 0.50	$\pm 3.0\%$

- Note :
1. No adjustment.
 2. The calibrator pressure correction was not included.
 3. The microphone volume correction was not included.

Calibrated by :


(Mr.Nuttapong Niljrusvanit)

Approved by :


(Mr.Prawate Kluaypa)
Director

Electrical and Electronic Standards Laboratory

Industrial Metrology and Testing Service Centre

Date of Calibration : 13 Mar. 2023

Date of Issue : 14 Mar. 2023

Ref : 2011266030300928001

2 / 2

End of Certificate

The results relate only to the items tested/calibrated or value assigned.

Advertising the Report/Certificate and publicity of the results except in full are prohibited unless written permission is obtained from the governor of TISTR.

FM.BL.MTC.002 Rev.4

Head Office

35 Mu 3 Tambon Khlong Ha, Amphoe Khlong Luang,
Changwat Pathumthani 12120, Thailand
Tel. (66) 0 2577 9000
Fax. (66) 0 2577 9009
E-mail : rumpai@tistr.or.th Website:www.tistr.or.th

Office/Laboratory

Soi 1C, Bangpoo Industrial Estate, Sukhumvit Road,
Amphoe Muang, Changwat Samutprakan 10280, Thailand
Tel. (66) 0 2323 1672-80 ext. 115, 116
Fax. (66) 0 2323 9165
E-mail : mtc@tistr.or.th

Office

196 Phahonyothin Road, Chatuchak, Bangkok 10900,
Thailand
Tel. (66) 0 2579 1121-30 ext. 5219, 5225, 5217
Fax. (66) 0 2579 8592
E-mail : sumalee@tistr.or.th



THAILAND INSTITUTE OF SCIENTIFIC AND TECHNOLOGICAL RESEARCH (TISTR)

Request No. 21-66/0413

MTC No. EEL. BP. 109/0366

CALIBRATION CERTIFICATE

Submitted by : S.P.S. Consulting Service Co.,Ltd.

Address : 7 Soi Phaholyothin 24, Phaholyothin Road, Jompol, Chatuchak, Bangkok 10900.

Calibrated at : Electrical and Electronic Standards Laboratory, Industrial Metrology and Testing Service Centre.
: Soi 1C, Bangpoo Industrial Estate, Sukhumvit Rd., Muang, Samutprakan 10280.

Instrument Calibrated :

Description : Sound Calibrator

Manufacturer : ACO

Model : 2127

Serial No. : 130006

Ambient Environment

Temperature : $(23 \pm 3) ^\circ\text{C}$

Relative Humidity : $(50 \pm 15) \%$

Ambient Pressure : $(101.325 \pm 1.500) \text{ kPa}$

Standards used : 1. Digital Function Synthesizer NF Electronic DF-193A S/N 122037.

2. Measuring Amplifier Bruel&Kjaer 2636 S/N 1537484.

3. Programmable Attenuator Tamagawa TPA-303A S/N OF 2214.

4. Digital Multimeter Agilent 34401A S/N MY44005560.

5. Pressure Transmitter Vaisala PTB202AD S/N T0650001.

6. Audio Analyzer Keithley 2015-P S/N 4106495.

7. Condenser Microphone Bruel&Kjaer 4180 S/N 2889871.

Calibration Procedure: CP-102-04 based on IEC 60942-2003. The sound pressure level of instrument was measured by standard microphone using an insert voltage technique.

This instrument has been calibrated against standards maintained at Electrical and Electronic Standards Laboratory (EEL), which are traceable to the International System of Units through the National Institute of Metrology (Thailand).

The information on actual reading is attached herewith and the uncertainty limits quoted refer to the measured values only.

Date of Receipt : 27 Mar. 2023

Date of Calibration : 29 Mar. 2023

1 / 2

The results relate only to the items tested/calibrated or value assigned.

Advertising the Report/Certificate and publicity of the results except in full are prohibited unless written permission is obtained from the governor of TISTR.

FM.BL.MTC.002 Rev.4

Head Office

35 Mu 3 Tambon Khlong Ha, Amphoe Khlong Luang,

Changwat Pathumthani 12120, Thailand

Tel. (66) 0 2577 9000

Fax. (66) 0 2577 9009

E-mail : rumpai@tistr.or.th Website:www.tistr.or.th

Office/Laboratory

Soi 1C, Bangpoo Industrial Estate, Sukhumvit Road,

Amphoe Muang, Changwat Samutprakan 10280, Thailand

Tel. (66) 0 2323 1672-80 ext. 115, 116

Fax. (66) 0 2323 9165

E-mail : mtc@tistr.or.th

Office

196 Phahonyothin Road, Chatuchak, Bangkok 10900,

Thailand

Tel. (66) 0 2579 1121-30 ext. 5219, 5225, 5217

Fax. (66) 0 2579 8592

E-mail : sumalee@tistr.or.th

THAILAND INSTITUTE OF SCIENTIFIC AND TECHNOLOGICAL RESEARCH (TISTR)

Request No. 21-66/0413

MTC No. EEL. BP. 109/0366

The reported expanded uncertainty is based upon a standard uncertainty multiplied by a coverage factor $k = 2$, providing a level of confidence of approximately 95%.

Nominal Output of Unit Under Test = 94 dB re 20 μ Pa at 1000 Hz

Acoustic Output in dB re 20 μ Pa, Corrected to Reference Conditions : 101.325 kPa, 23.0°C and 50 %RH

1. Sound Pressure Level

Standard Microphone Type	Measured Sound Pressure Level (dB)	Deviated value (dB)	Uncertainty (dB)	Tolerance limit IEC60942:2003 Class 1
1/2 inch Bruel&Kjaer 4180	93.94	-0.06	± 0.10	± 0.40 dB

2. Frequency

Standard Microphone Type	Measured Frequency (Hz)	Deviated value (Hz)	Uncertainty (Hz)	Tolerance limit IEC60942:2003 Class 1
1/2 inch Bruel&Kjaer 4180	999.9	-0.1	± 1.5	$\pm 1.0\%$

3. Total distortion

Standard Microphone Type	Measured Total distortion (%)	Uncertainty (%)	Tolerance limit IEC60942:2003 Class 1
1/2 inch Bruel&Kjaer 4180	1.80	± 0.50	$\pm 3.0\%$

Note : 1. No adjustment.

2. The calibrator pressure correction was not included.

3. The microphone volume correction was not included.

Calibrated by :


(Mr. Weerachai Deechaiyae)

Approved by :


(Mr. Prawate Kluaypa)

Director

Electrical and Electronic Standards Laboratory

Industrial Metrology and Testing Service Centre

Date of Calibration : 29 Mar. 2023

Date of Issue : 30 Mar. 2023

Ref : 2011266032701228001

End of Certificate

2 / 2

The results relate only to the items tested/calibrated or value assigned.

Advertising the Report/Certificate and publicity of the results except in full are prohibited unless written permission is obtained from the governor of TISTR.

FM.BL.MTC.002 Rev.4

Head Office

35 Mu 3 Tambon Khlong Ha, Amphoe Khlong Luang,
Changwat Pathumthani 12120, Thailand
Tel. (66) 0 2577 9000
Fax. (66) 0 2577 9009
E-mail : rumpai@tistr.or.th Website:www.tistr.or.th

Office/Laboratory

Soi 1C, Bangpoo Industrial Estate, Sukhumvit Road,
Amphoe Muang, Changwat Samutprakan 10280, Thailand
Tel. (66) 0 2323 1672-80 ext. 115, 116
Fax. (66) 0 2323 9165
E-mail : mtc@tistr.or.th

Office

196 Phahonyothin Road, Chatuchak, Bangkok 10900,
Thailand
Tel. (66) 0 2579 1121-30 ext. 5219, 5225, 5217
Fax. (66) 0 2579 8592
E-mail : sumalee@tistr.or.th



บริษัท เอส.พี.เอส. คอนซัลติ้ง เซอร์วิส จำกัด

S.P.S. CONSULTING SERVICE CO., LTD.

7 ซอยพหลโยธิน 24 ถนนพหลโยธิน แขวงจอมพล เขตจตุจักร กรุงเทพฯ 10900

7 Soi Phaholyothin 24, Phaholyothin Rd., Jompol, Chatuchak, Bangkok 10900

Tel : (662) 939-4370-72, Fax : (662) 513-4221, E-mail : sale@spscon.com, www.spscon.com

High Volume PM-10 Air Sampler Calibration Report

Calibration Method : Multipoint Orifice Flow Transfer Standard

Model : TE 5025A

S/N : 3095


Calibration Data

High Volume PM-10 Data		Calibration Data		
Recorder No.	Blower No.	Date	Actual Flowrate (ft ³ /min)	R ²
B01	B01	02/02/2022	y = 1.199x-0.729	0.999
B02	B02	04/02/2022	y = 1.047x+3.100	0.999
B03	B03	07/02/2022	y = 1.212x+3.555	0.997
B04	B04	09/02/2022	y = 1.314x-9.389	1.000
B05	B05	03/02/2022	y = 1.207x-5.472	0.995
B06	B06	04/02/2022	y = 1.260x-8.728	0.997
B07	B07	04/02/2022	y = 1.212x-5.353	0.996
B08	B08	09/02/2022	y = 1.285x-7.356	0.998
B09	B09	08/02/2022	y = 1.243x-6.277	1.000
B10	B10	07/02/2022	y = 1.285x-9.647	0.998
B11	B11	02/02/2022	y = 1.240x-6.135	0.995
B12	B12	01/02/2022	y = 1.285x-9.647	0.998
B13	B13	04/02/2022	y = 1.302x-9.419	0.996
B14	B14	07/02/2022	y = 1.199x+3.376	0.998
B15	B15	04/02/2022	y = 1.118x-0.993	0.995
B16	B16	04/02/2022	y = 1.190x-1.101	0.998
B17	B17	03/02/2022	y = 1.201x-2.953	0.998
B18	B18	07/02/2022	y = 1.143x-1.983	0.998
B19	B19	03/02/2022	y = 1.036x+1.865	0.998
B20	B20	03/02/2022	y = 1.201x-6.181	0.997
B21	B21	04/02/2022	y = 1.158x-0.828	0.998
B22	B22	04/02/2022	y = 1.290x-8.497	0.998
B23	B23	07/02/2022	y = 1.090x-0.542	1.000
B24	B24	01/02/2022	y = 1.218x-6.279	0.998
B25	B25	01/02/2022	y = 1.156x-3.313	0.997
B26	B26	07/02/2022	y = 1.135x+1.438	0.998
B27	B27	02/02/2022	y = 1.260x-8.474	0.998
B28	B28	04/02/2022	y = 1.090x-0.306	0.999
B29	B29	04/02/2022	y = 1.262x-8.639	1.000
B30	B30	03/02/2022	y = 1.219x-6.529	0.996
B31	B31	17/02/2022	y = 1.059x+0.716	0.997
B32	B32	16/02/2022	y = 1.154x-3.610	0.999
B33	B33	03/02/2022	y = 1.258x-8.776	0.999
B34	B34	16/02/2022	y = 1.123x+0.227	0.995

Calibrated by :

Phakhinai Khongkomnerd
(Mr. Phakhinai Khongkomnerd)

Approved by :


(Mr. Peera Detudom)



บริษัท เอส.พี.เอส. คอนซัลติ้ง เซอร์วิส จำกัด

S.P.S. CONSULTING SERVICE CO., LTD.

7 ซอยพหลโยธิน 24 ถนนพหลโยธิน แขวงจอมพล เขตจตุจักร กรุงเทพฯ 10900

7 Soi Phaholyothin 24, Phaholyothin Rd., Jompol, Chatuchak, Bangkok 10900

Tel : (662) 939-4370-72. Fax : (662) 513-4221. E-mail : sale@spscon.com, www.spscon.com

High Volume PM-10 Air Sampler Calibration Report

Calibration Method : Multipoint Orifice Flow Transfer Standard

Model : TE 5025A

S/N : 3095

Calibration Data

High Volume PM-10 Data		Calibration Data		
Recorder No.	Blower No.	Date	Actual Flowrate (ft ³ /min)	R ²
R01	R01	04/02/2022	$y = 1.238x - 7.598$	0.995
R02	R02	11/02/2022	$y = 1.161x - 3.899$	0.996
R03	R03	04/02/2022	$y = 1.154x + 2.827$	0.998
R04	R04	06/02/2022	$y = 1.116x - 1.752$	0.995
R05	R05	07/02/2022	$y = 1.125x - 2.487$	0.995
R06	R06	10/02/2022	$y = 1.321x - 9.065$	0.998
R07	R07	04/02/2022	$y = 1.138x - 1.986$	0.996
R08	R08	03/02/2022	$y = 1.160x - 3.759$	0.996
R09	R09	10/02/2022	$y = 1.209x - 6.918$	0.995
R10	R10	04/02/2022	$y = 1.114x - 1.889$	0.995
R11	R11	03/02/2022	$y = 1.272x - 7.597$	1.000
R12	R12	03/02/2022	$y = 1.153x - 3.385$	0.995
R13	R13	02/02/2022	$y = 1.207x - 4.913$	0.996
R14	R14	01/02/2022	$y = 1.183x - 3.660$	0.996
R15	R15	02/02/2022	$y = 1.247x - 7.741$	0.999
R16	R16	02/02/2022	$y = 1.238x - 6.677$	0.996
R17	R17	01/02/2022	$y = 1.203x - 5.310$	0.998
R18	R18	04/02/2022	$y = 1.148x - 3.211$	0.998
R19	R19	04/02/2022	$y = 1.220x - 6.839$	0.997
R20	R20	03/02/2022	$y = 1.161x - 5.047$	0.997

Calibrated by :

Phakhinai Khongkomnerd

(Mr. Phakhinai Khongkomnerd)

Approved by :

Peera Detudom

(Mr. Peera Detudom)